

AUS FILE[®]



Many products tested to Australian standards



AOI-2011 GECA 28-2010 v2 Furniture and Fittings
Make the right choice for the environment

Making Life Easier

OFFICE & COMMERCIAL FURNITURE

**Steel Storage & Filing Cabinets
Office, Executive & Visitor Chairs
Melamine Office Furniture & Desking**

Eclipse[®] Built Tough to Last



ALL PRODUCTS PROUDLY SUPPLIED BY A WHOLLY OWNED AND OPERATED WESTERN AUSTRALIAN COMPANY

QUALITY TESTING



SGS' global network of testing facilities, is staffed by knowledgeable and experienced personnel, enabling us to reduce risks, shorten time to market and test the quality, safety and performance of our products against relevant health, safety and regulatory standards.

SGS is the world's leading inspection, verification, testing and certification company. SGS are recognised as the global benchmark for quality and integrity. With more than 75,000 employees, they operate a network of more than 1,500 offices and laboratories around the world.

SGS enables us to demonstrate that our products are compliant with either national or international standards and regulations through certification.

SGS' comprehensive services help ensure that our products comply with regulations, standards and contractual specifications. This allows us to demonstrate due diligence at an early stage in our supply chain and by reducing delays, enabling a faster time to market. Safety, quality and performance are prerequisites for all hardline products. Early detection of faulty design, sub-standard material supply and unreliable production avoids unexpected costs and protects our business and brands.

SGS' services covering housewares, toys, hardware, automotive parts, packaging and other hardline products are focused on compliance to safety, other mandatory regulations and performance requirements. Within this vast product segment, we adapt our services to specific products and retail markets.

ENVIRONMENTAL STANDARDS



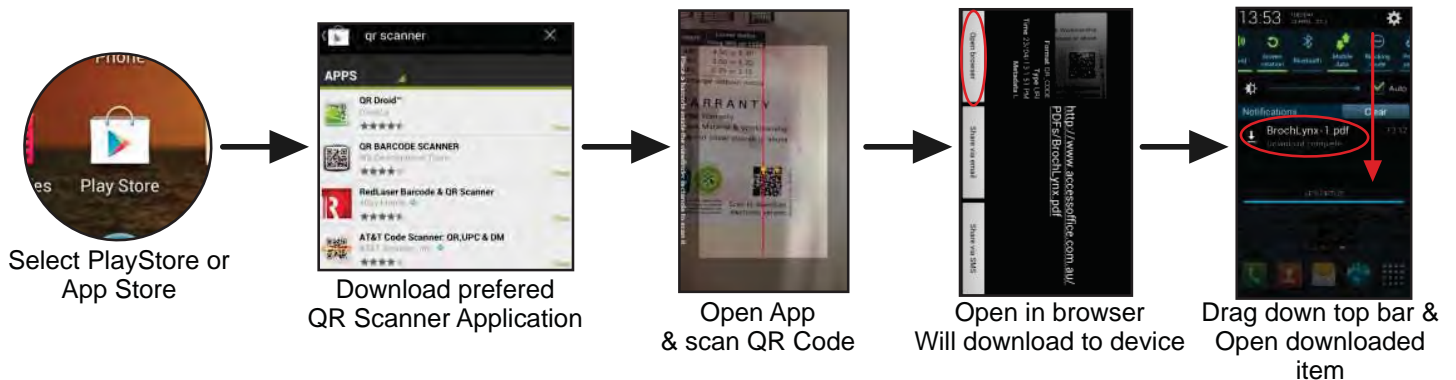
AOI-2011 GECA 28-2010 v2 Furniture and Fittings

Good Environmental Choice Australia (GECA) is Australia's leading certifier of environmentally preferable goods and services. GECA is not-for-profit, independent, and the only Australian member of the Global Ecolabelling Network (GEN). GECA's life-cycle based ecolabel was established to encourage the development of sustainable goods and services and now provides public access to over 2000 certified products.

The GECA Program follows the ISO 14024 standard and offers global best practice in product certification and ecolabelling to the Australian market. GECA standards are rigorous, scientific and relevant to key Australian industries. They are designed to reward top performing products and services, and are internationally recognised through GECA's membership of the Global Ecolabelling Network (GEN).

QR Codes

Scan the QR Code using a smart phone or tablet. QR code scanner applications can be downloaded from the devices application stores.



Contents

Steel Storage & Filing Cabinets

- Ausfile® Filing Cabinets
- Ausfile® Ultra Filing Cabinets
- Ausfile® Lateral Filing Cabinets
- Ausfile® Mobile Pedestals
- Ausfile® Tambour Cupboards
- Ausfile® Mobile Caddy
- Ausfile® Stationery Cupboards
- Ausfile® Storage Lockers
- Ausfile® Locker Stands
- Ausfile® Pigeon Hole Units

Metal Framed Furniture

- Eclipse E-Clip Shelving
- Eclipse Poly Folding Leg Tables
- Eclipse Metal Frame Desks & Tables
- Eclipse Education Desks

Office, Executive and Visitor Chairs

- Eclipse Accolade
- Eclipse Bermuda
- Eclipse Aragon Ultra
- Eclipse Argyle
- Eclipse Capri Executive
- Eclipse Presidential Executive
- Eclipse Winton Typist
- Eclipse Drafting
- Eclipse Capri Typist
- Eclipse Café
- Eclipse Aragon Visitor
- Eclipse Capri Utility
- Eclipse Xcel Maxi & Task
- Eclipse Lynx Poly

Melamine Office Furniture & Desking

- Eclipse Office Desks
- Eclipse Mobile Pedestals
- Eclipse Typist Returns & Hobs
- Eclipse Credenzas & Hutches
- Eclipse Workstations
- Eclipse Bookcases & Pigeon Hole Units
- Eclipse Boardroom & Round Tables

Boards & Partitions

- Pinboards, Notice Boards & White Boards
- Partitions & Pinnable Partitions



AOI-2011 GECA
28-2010 v2
Furniture and
Fittings

Ausfile® Filing Cabinets



WHEN YOU NEED TO BE SURE



Tested and Approved to Exceed
Australian Standards AS5079.2.2003

FILING CABINETS

- Ausfile® range is a commercial quality filing cabinet
- Full width steel handle
- Full extension ball bearing runners - 35kg rating
- Anti tilt locking mechanism
- Lockable
- All steel construction
- Fully powdercoated scratch resistant finish
- 5 year warranty

Dimensions

2 Drawer	720H x 470W x 620D
3 Drawer	1020H x 470W x 620D
4 Drawer	1320H x 470W x 620D

Filing

1.03LM
1.55LM
2.06LM

Colours

Grey, Beige, Black, Graphite Ripple and Pearl White



AOI-2011 GECA
28-2010 v2
Furniture and
Fittings

Ausfile® Ultra Filing Cabinets



WHEN YOU NEED TO BE SURE



Tested and Approved to Exceed
Australian Standards AS5079.2.2003

ULTRA FILING CABINETS

- 35Kg weight loading per drawer
- Ball bearing, full extension slides enhance smooth operation, (tested to over 400,000 cycles)
- Anti-tilt feature to help prevent tipping
- Fully powdercoated scratch resistant finish
- All steel construction, including full width aluminium handle
- Aluminium strip handle
- 5 year warranty

Dimensions

2 Drawer	720H x 470W x 620D
3 Drawer	1020H x 470W x 620D
4 Drawer	1320H x 470W x 620D

Filing

1.13LM
1.70LM
2.28LM

Colours

Grey, Beige, Black, Graphite Ripple, Pearl White, Monarch, Kashmir, Midnight Blue and Stromboli

SCAN TO DOWNLOAD BROCHURE



Filing Cabinet



Ultra Filing

AUSFILE®
Making Life Easier

Eclipse®
Built Tough to Last



AOI-2011 GECA
28-2010 v2
Furniture and
Fittings

Ausfile® Lateral Filing Cabinets



**Anti-Tip
Counterweight**

WHEN YOU NEED TO BE SURE



Tested and Approved to Exceed
Australian Standards AS5079.2.2003

LATERAL FILING CABINETS

- Convenient, space saving way to accommodate your filing needs
- Full extension ball bearing slides
- Anti-tilt and Anti-tip safety feature
- Adjustable feet
- Lockable
- Left to right or front to back filing of files
- Fully powdercoated scratch resistant finish
- 5 Year Warranty

Colours

Silver Grey and Pearl White

Dimensions

2 Drawer 685H x 900W x 480D
3 Drawer 1020H x 900W x 480D
4 Drawer 1320H x 900W x 480D

Filing

1.67LM
2.51LM
3.34LM



AOI-2011 GECA
28-2010 v2
Furniture and
Fittings

Ausfile® Mobile Pedestals



Bonus Pen Tray



**Full Extension
Ball Bearing Runners**

MOBILE PEDESTALS

- Sleek design with the emphasis on space and aesthetics
- Lockable all steel fully welded construction
- 2 Pen, 1File or 2 File Drawer models
- All drawers have full extension ball bearing runners with 25kg capacity
- Fully powdercoated scratch resistant finish
- Fifth castor to prevent tipping.
- Reinforced base
- Side pull handles
- 5 Year Warranty

Colours

Silver Grey, Pearl White and
Graphite Ripple

Sturdy Fifth Wheel

Dimensions

680H x 390W x 570D (2 File Drawer)
- Silver Grey and Graphite Ripple only
600H x 390W x 570D (2 Pen/1File Drawer)

SCAN TO DOWNLOAD BROCHURE



Lateral Filing Cabinets



Mobile Pedestals

AUSFILE®
Making Life Easier

Eclipse®
Built Tough to Last



AOI-2011 GECA
28-2010 v2
Furniture and
Fittings

Ausfile® Tambour Cupboards



TAMBOUR CUPBOARDS

- Multiple options for filing and storage
- Space saving, NO SWINGING DOORS
- Retractable slatted doors
- Accessories simply clip in
- Keying system embedded in door posts
- Modular construction
- Fully powdercoated scratch resistant finish
- 900 and 1200 widths available
- 5 Year Warranty

Dimensions

6 Level 1980H x 460/500D

4 Level 1340H x 460/500D

3 Level 1020H x 460/500D

Colours

Silver Grey and Pearl White

*For fully certified GECA Tambour Cupboard please enquire

OASIS PLANTER BOX

- Fits standard 8 inch (diameter) pot
- Includes water tight drainage tubs
- Made to fit either 900 or 1200 wide tambours
- Fully powdercoated scratch resistant finish
- 240mm High

Colours

Silver Grey and Pearl White



Accessories

Adjustable Slotted Shelf
Slotted Shelf Back
Roll out File Frame
Roll out Shelf
Wire Shelf racks
Lateral suspension frames




Dividing Shelf



Wire Shelf Rack



Adjustable Feet



Unique Sliding
Accessories



Melamine Top
Option



Roll Out
Accessories



Mobile Option
Lower "Height" Models Only

SCAN TO DOWNLOAD BROCHURE



Tambour Cupboards

AUSFILE®
Making Life Easier

Eclipse®
Built Tough to Last



AOI-2011 GECA
28-2010 v2
Furniture and
Fittings

Ausfile® Mobile Caddy



*For fully certified GECA Mobile Caddy please enquire

MOBILE CADDY

- Anti-tilt feature to help prevent tipping
- Full extension ball bearing slides
- Lockable - Master and Keyed alike option available
- 35kg weight loading tested
- 5 Year Warranty
- Positive drawer retention
- All steel construction with PVC sliding doors
- Retractable slatted door
- Fully powdercoated scratch resistant finish

Dimensions

570H x 1050W x 460D

Colours

Silver Grey & Pearl White



AOI-2011 GECA
28-2010 v2
Furniture and
Fittings

Ausfile® Stationery Cupboards



Three Point Locking



Secure Pin Hinges

STATIONERY CUPBOARDS

- Store just about anything; ringbinders, folders, boxes, stationery
- Flush mounted doors
- Height adjustable shelving, and accessories
- Reinforced doors with three point locking
- Fully powdercoated scratch resistant finish
- Range of filing and storage accessories available
- 5 Year Warranty
- 3 point locking
- All steel construction
- Clip-in Accessories

Combination Cupboard Option
(Black Interior Only)

Colours

Grey, Beige, Black and Graphite Ripple

Dimensions

1950H x 915W x 457D - 4 shelves included
1830H x 915W x 457D - 3 shelves included
1016H x 915W x 457D - 2 shelves included

SCAN TO DOWNLOAD BROCHURE



Mobile Caddy



Stationery Cupboard

AUSFILE®
Making Life Easier

Eclipse®
Built Tough to Last



AOI-2011 GECA
28-2010 v2
Furniture and
Fittings

Ausfile® Storage Lockers



STORAGE LOCKERS

- Secure and well ventilated storage for personal belongings
- Doors have double folds and welded corners
- Five standard configurations 1, 2, 3 (Grey only), 4 Tier and 2 Step
- Fully powdercoated scratch resistant finish
- Customised options available
- Two step door for mixed storage
- 1 Tier has hat shelf, coat hook and hanging rail
- 2 Tier has coat hook and hanging rail
- Lockable using single action cam locks or latch locks
- Master key available
- 5 year warranty

Colours
Grey and Beige

Dimensions

1800H x 300 or 375W x 450D
2 Step 375W only

Locker Accessories

Mop Stand
Seat Stand
Sloping tops
Hook & Rails
Shelves




Sloping Tops



Latch Locks
For Padlocks



Hooks & Rails



Cam Locks
Come With 2 Keys

SCAN TO DOWNLOAD BROCHURE

AUSFILE®
Making Life Easier



Storage Lockers

Eclipse®
Built Tough to Last



AOI-2011 GECA
28-2010 v2
Furniture and
Fittings

Ausfile® Locker Stands



AusFile® Seat Stands



AusFile® Mop Stands



LOCKER STANDS

- Fully powdercoated scratch resistant finish
- Adjustable feet
- Full length seat batters
- No excess over hang on front or sides
- Backing plates at the front & back to locate lockers easily and prevent them from sliding
- Great way to maintain a clean area below the lockers
- 5 year warranty

Dimensions

Seat Stands

430H x to suit banks of lockers x 805D

Mop Stands

200H x to suit banks of lockers x 450D



AOI-2011 GECA
28-2010 v2
Furniture and
Fittings

Ausfile® Pigeon Hole Units



PIGEON HOLE UNITS

- Store anything, stationery, brochures, internal mail or parts
- Steel carcass and shelves with steel dividers
- Available in 20 or 40 compartments
- Fully powdercoated scratch resistant finish
- 5 Year Warranty

Colours
Grey

Dimensions

Apertures 164H x 228W x 375D

40 Hole unit 1830H x 1008W x 386D

20 Hole unit 940H x 1008W x 386D

SCAN TO DOWNLOAD BROCHURE



Locker Stands



Pigeon Hole Units

AUSFILE®
Making Life Easier

Eclipse®
Built Tough to Last



AOI-2011 GECA
28-2010 v2
Furniture and
Fittings

Eclipse E-Clip Shelving



E-CLIP SHELVING

- Clip together assembly
- Fully powdercoated scratch resistant finish
- Carpet protectors
- Strength of steel construction
- Shelf height Guides
- Modular for expansion
- Flat packed for shipping
- No nuts and bolts assembly
- Safety Rake Pins
- Reinforced Shelving
- Green Rated (GECA)
- Adjustable height shelving
- Joiner clip for multiple bay joining
- 120kg per shelf weight capacity
- 10 Year warranty

Colours
Grey

Dimensions

2000H x 750W x 400D
2000H x 900W x 400D
2000H x 1200W x 400D



Carpet
Protectors



Key Hole
Assembly



Eclipse Poly Folding Leg Tables




Table Dimensions

740H x 1830L x 750W

Colours

Top - Off White
Frame - Grey



POLY FOLDING LEG TABLES

- Light & portable design
- Positive lock leg mechanism
- Durable polyethylene tops
- Stackable
- 1.5mm thick frames
- Fully powdercoated scratch resistant finish
- Weather & spill proof
- 3 Year warranty



SCAN TO DOWNLOAD BROCHURE



E-Clip Shelving Folding Leg Table

AUS FILE
Making Life Easier

Eclipse
Built Tough to Last



Eclipse Metal Frame Desks & Tables



PILBARA DESK

- Durable melamine top & modesty
- Welded steel frame
- Rugged Design
- 1.5mm thickness steel
- Powdercoated frame
- 18mm Melamine top
- Wear resistant nylon feet
- 3 Year warranty



Desk Dimensions

Desk Size = 730H x 1650W x 750D

Colours

Top - Grey
Frame - Black

Optional

1 Pen 1 File Fixed Pedestal

METAL FRAME TABLES

- Durable melamine top
- Rugged Design
- 1.5mm thickness steel
- Powdercoated frame
- 25mm Melamine top
- Wear resistant nylon feet
- Available in KD
- 3 Year warranty




Table Dimensions

730H x 1200W x 600D
 730H x 1500W x 750D
 730H x 1500W x 900D
 730H x 1800W x 750D
 730H x 1800W x 900D
 730H x 2000W x 1200D
 730H x 2400W x 1200D

Colours

Top - Grey
Frame - Black



Eclipse Education Desks



EDUCATION DESKS

- Education department standard
- Sturdy frame
- Powdercoated frame
- Variety of sizes suiting all needs are available
- DET3 has metal runners for storage trays (trays not included)
- 32mm x 32mm leg design
- 25mm x 25mm rails for great support
- Wear resistant nylon feet
- Available in KD
- 10 year warranty

Desk Dimensions

DET2a 710H x 450W x 600D
 DET2b 710H x 600W x 600D
 DET3 520, 575, 620, 680, 710H
 600W x 1200D
 T8b 500H x 1200/600D x 520W
 T8b1 620H x 1200/600D x 520W
 T8c 710H x 1200/600D x 520W
 DT7 (trays) 63H x 280W x 384D

Colours

Top - Grey
Frame - Colonial Grey

SCAN TO DOWNLOAD BROCHURE



Metal Frame Desks



Education Desks



Trays are suitable for all
DET3 school desks
Sold separately

AUS FILE[®]
Making Life Easier

Eclipse[®]
Built Tough to Last



Eclipse Accolade



Optional Head Rest



Optional Arms

ACCOLADE CHAIR

- Sleek seating contour
- Waterflow seat base
- Stylish chrome base tips
- Height Adjustable Lumbar Support
- Height Adjustable Arms - Optional
- Height Adjustable Headrest - Optional
- Wide seat & back for extra support
- Castor or glide option

- Gas height adjustment
- Tilt tension knob adjustment
- Back Rest Lock or Rock Choice
- Synchronised seat with adjustable back
- Seat slide Adjustments for ease of use
- 3 year warranty

Colours
Ebony



Tested and Approved to Exceed Australian Standards AS4438:1997+A1:1999

Chair Dimensions

Height to seat = 450mm~56mm
Seat size = 500W x 520D
Arm Travel = 170mm~230mm



Eclipse Bermuda



BERMUDA CHAIR

- Sleek seating contour
- Super thick seat cushion
- Glass fibre reinforced base
- Heavy duty seat foam
- Generous padded back
- Height adjustable arms
- 50mm hooded castors
- Wide seat & back for extra support

- Gas height adjustment
- Syncro-tilt tension knob adjustment
- Lock or rock choice
- Synchronised seat and back adjustment
- Heavy duty seat mechanism

Colours
Ebony Mesh Fabric



Tested and Approved to Exceed Australian Standards AS4438:1997

Dimensions

Seat Height = 410mm ~ 500mm
Seat Size = 510W x 490D
Arm Travel = 170mm ~ 230mm

SCAN TO DOWNLOAD BROCHURE



Accolade



Bermuda





Eclipse Aragon Ultra



Three lever Mechanism



Optional Arms

ARAGON ULTRA CHAIRS

- Gas height adjustment
- Glass fibre reinforced nylon base
- Plastic outer, back and under seat pan
- Available KD if required
- Adjustable tension back tilt
- Seat angle adjustment
- Full ergonomic mechanism
- Castors or glides
- Contoured back
- Injection moulded foam
- Arms option
- Back rake angle adjustment
- Drafting Stool option
- 3 Year warranty

WHEN YOU NEED TO BE SURE



Tested and Approved to Exceed Australian Standards AS4438:1997

Chair Dimensions

Height to seat = 410~500
Seat size = 510W x 4490D

Colours

Ruby Red, Sapphire Blue, and Ebony



Eclipse Argyle



Steel reinforced back



Two lever Mechanism

ARGYLE CHAIRS

- Gas height adjustment
- Glass fibre reinforced nylon base
- Injected moulded foam back
- Plastic outer, back and under seat pan
- Available KD if required
- Adjustable tension back tilt
- Extra thick seat ply
- Castors or glides
- Contoured back
- Arms option
- Drafting Stool option
- Semi ergonomic mechanism
- 3 Year warranty

WHEN YOU NEED TO BE SURE



Tested and Approved to Exceed Australian Standards AS4438:2000

Chair Dimensions

Height to seat = 400~480
Seat size = 480W x 440D

Colours

Ebony

SCAN TO DOWNLOAD BROCHURE



Aragon Ultra



Argyle





Eclipse Capri Executive



CAPRI EXECUTIVE CHAIRS

- Padded leatherette or fabric arms
- Steel reinforced PU arm
- Adjustable seat height
- Rock-tilt lock seat mechanism
- Steel reinforced back
- Wheels allowing mobility
- Black leatherette or fabric cover available
- Glass fibre reinforced star base
- Heavy wear material
- Generous padding
- Gas height adjustment
- Available KD if required
- Castors or glides
- Polished aluminium star base optional
- Cut foam cushions
- 3 year warranty

Chair Dimensions

Height to seat = 410~500
 Seat size = 530W x 490D



Colours

Sapphire Blue, Ebony Fabric and Black Leatherette



Eclipse Presidential Executive



Castors



Glides



Star Bases

PRESIDENTIAL EXECUTIVE CHAIRS

- Gas height adjustment
- Polished aluminium star base
- Available KD if required
- Adjustable tension back tilt
- Castors or glides
- Contoured back
- Steel reinforced back
- Knee tilt seat mechanism
- Free flow tension adjustment
- 3 Year warranty

Colours

Black Leather

Chair Dimensions

Height to seat = 400~500
 Seat size = 540W x 520D



SCAN TO DOWNLOAD BROCHURE



Capri Executive



Presidential Executive





Eclipse Winton Typist



Two lever Mechanism



Optional Arms

WINTON TYPIST CHAIRS

- Gas height adjustment
- Tilt tension knob adjustment
- Drafting Stool option
- Glass fibre reinforced nylon base
- Castors or glide option
- Arms Optional
- Adjustable seat height
- Rock-tilt lock seat mechanism
- 3 year warranty
- Contoured back
- 50mm hooded castors
- Durable fabric and mesh
- Inbuilt lumbar support
- Solid PP framed back
- Water flow seat cushion
- Dual back fixings
- Plush HD foam seat cushions

Colours

Ruby Red, Sapphire Blue and Ebony

Chair Dimensions

Height to seat = 410~540 - Winton Typist
Seat size = 510W x 480D



Eclipse Drafting



DRAFTING STOOL ACCESSORY AVAILABLE ON



Gaslift Dimensions
Travel: 195mm



• Winton Typist



• Aragon Ultra



• Capri Typist



• Argyle



SCAN TO DOWNLOAD BROCHURE



Winton Typist





Eclipse Capri Typist



Single lever Mechanism



Optional Arms

CAPRI TYPIST CHAIRS

- Sleek seating contour
- Gas height adjustment
- Glass fibre reinforced nylon base
- Castors or glide option
- Plastic outer under-seat pan
- Adjustable tension back tilt
- Optional "T" Arms

- Heavy Wear fabric
- Ansi-Bifma Gas Lifts
- Drafting Stool option
- 3 year warranty

Colours
Ebony

Chair Dimensions

Height to seat = 400~500
Seat size = 480W x 450D



Eclipse Café



CAFE CHAIRS

- Stylish Design
- Enhances Décor
- Durable
- Waterfall front providing superior comfort
- Ergonomically contoured seat
- Curved back for added support
- 20mm diameter thick steel tube legs
- Sturdy construction
- Light and easy moving
- Stackable

Colours
Beech Ply

Chair Dimensions

Height to seat = 420
Seat size = 450W x 400D

SCAN TO DOWNLOAD BROCHURE



Capri Typist Café Chair

AUS FILE
Making Life Easier

Eclipse
Built Tough to Last



Eclipse Aragon Visitor




ARAGON VISITOR CHAIRS

- Sturdy fully welded frame
- Arms optional
- Stackable (with and without arms)
- 1.5mm thick steel frames
- Wide seat and back for extra support
- Approved to Australian Standards
- Plastic under seat pan

- Cut Foam
- Fully upholstered or mesh back option
- Optional arms available
- 3 Year Warranty

Colours

Ruby Red, Sapphire Blue and Ebony Mesh Fabric or Mesh



Tested and Approved to Exceed Australian Standards AS4688.1:2000

Chair Dimensions

Height to seat = 460
Seat size = 450W x 410D



Eclipse Capri Utility



CAPRI UTILITY CHAIRS

- Sturdy fully welded frame
- Steel pinned heavy duty arms option
- Stackable
- 1.5mm thick steel frames
- Plastic shell back
- Wide seat and back for extra support
- Folding tablet arm available
- Approved to Australian Standards
- Plastic under seat pan
- 3 Year warranty

Chair Dimensions

Height to seat = 460
Seat size = 450W x 410D

Colours

Sapphire Blue and Ebony Fabric



Tested and Approved to Exceed Australian Standards AS4688.1:2000

SCAN TO DOWNLOAD BROCHURE



Aragon Visitor



Capri Utility

AUS FILE
Making Life Easier

Eclipse
Built Tough to Last



Eclipse Xcel Maxi & Task



XCEL MAXI CHAIRS

- Sturdy fully welded frame
- 1.5mm thick frames
- Full Poly Shell
- Stackable
- Contoured back
- Ventilated
- Robust Design
- Fully Bolted Assembly
- Wide seat & back for extra support
- 3 Year warranty

Options

- Folding tablet arm
- Chair joiners

Colours

Mist Blue and Light Grey

Task Chair Option

Chair Dimensions

Height to seat Xcel Maxi Poly	440
Height to seat Xcel Maxi Poly Task	410~540
Seat size Xcel Maxi Poly Drafting	500~650
Seat size Xcel Maxi	440W x 440D

WHEN YOU NEED TO BE SURE **SGS**
 Tested and Approved to Exceed
 Australian Standards AS4688:2.2000



AOI-2011 GECA
 28-2010 v2
 Furniture and
 Fittings

Eclipse Lynx Poly



XCEL LYNX CHAIRS

- 100% Virgin Grade Polypropylene
- Ribbed seat support
- Ergonomic Design
- Stackable
- Contoured back
- Ventilated
- Wide seat & back for extra support
- Chair joiners available
- 3 Year warranty



Colours
 Slate

OVERALL DIMENSIONS (mm)

- 660h x 420w x 450d
- 675h x 420w x 465d
- 690h x 420w x 480d
- 770h x 450w x 530d
- 810h x 450w x 560d

SEAT DIMENSIONS (mm)

- 335h x 350w x 350d
- 350h x 350w x 350d
- 370h x 350w x 350d
- 405h x 400w x 420d
- 455h x 400w x 420d

WHEN YOU NEED TO BE SURE **SGS**
 Tested and Approved to Exceed
 Australian Standard AS3813:1998
 & European Standard BS/EN1729-2:2012

SCAN TO DOWNLOAD BROCHURE



Xcel Range




Lynx Poly





Eclipse Office Desks



OFFICE DESKS

- 80mm cable holes for cable management
- Fully glued 2mm ABS edging
- 25mm thick melamine tops
- Pin & Cam fittings standard
- Available KD if required
- 3 Year warranty

Colours

Grey or Beech/Graphite

Desk Dimensions

1500W x 750D x 730H
1800W x 900D x 730H

Accessories

Fixed Pedestals, Mobile Pedestals, Typist Returns & Desk Hobs



Eclipse Pedestals



MOBILE PEDESTALS

- Fully glued 2mm ABS edging
- 25mm thick melamine tops
- Pin & Cam fittings standard
- Chrome bow handles
- Lockable
- Ball bearing runners
- Fifth castor to prevent tipping.
- 3 year warranty



FIXED PEDESTALS

Colours

Grey or Beech/Graphite

Pedestal Dimensions

Fixed = 454H x 465W x 447D
Mobile = 690H x 465W x 447D

SCAN TO DOWNLOAD BROCHURE



Office Desks



Mobile Pedestals





Eclipse Typist Returns & Hobs



TYPIST RETURNS & DESK HOBS

- Fully glued 2mm ABS edging
- 25mm thick melamine tops
- Pin & Cam fittings standard
- Available KD if required
- 3 year warranty

Colours

Grey or Beech/Graphite

Typist Returns Dimensions

Fixed = 730H x 900W x 450D

Hob Dimensions

400H x 1500W x 350D

400 H x 1800W x 350D



Eclipse Credenzas & Hutches



CREDENZAS & HUTCHES

- Lockable sliding doors
- Fully glued 2mm ABS edging
- 25mm thick melamine tops
- Pin & Cam fittings standard
- Available KD if required
- 3 year warranty

- Chrome bow handles
- Hutch has adjustable shelves
- Credenza has one adjustable shelf

Credenza Dimensions

Credenza = 1200W x 450D x 730H

Credenza = 1800W x 450D x 730H

Hutch Dimensions

1070H x 1200W x 315D

1070H x 1800W x 315D

Colours

Grey or Beech/Graphite

SCAN TO DOWNLOAD BROCHURE

AUS FILE[®]
Making Life Easier



Typist Returns & Hobs



Credenzas & Hutches

Eclipse[®]
Built Tough to Last



WORKSTATIONS

- 80mm cable holes for cable management
- Fully glued 2mm ABS edging
- 25mm thick melamine tops
- Pin & Cam fittings standard
- Available KD if required
- 3 Year warranty

Workstation Dimensions

730H x 1500/1500W x 600D
730 H x 1800/1800 x 750D

Colours

Grey or Beech/Graphite

Accessories

Mobile Pedestals
Fixed Pedestals
Desk Hob
Hutches




Mobile Pedestal Dimensions

690H x 465W x 447D



Fixed Pedestal Dimensions

454H x 465W x 447D



Desk Hob

400H x 1500W x 350D
400H x 1800W x 350D



Lozenge Dimensions

480W x 250D, Thickness = 25mm
480W x 250D, Thickness = 33mm

Colours

Graphite Ripple



SCAN TO DOWNLOAD BROCHURE



Workstations



Eclipse Bookcases & Pigeon Hole Units



BOOKCASES & PIGEON HOLE UNITS

- Adjustable shelves
- Fully glued 2mm ABS edging
- 25mm thick melamine tops
- Pin & Cam fittings standard
- Available KD if required
- 3 year warranty

Bookcase Dimensions

900H x 900W x 315D
1800H x 900W x 315D

Pigeon Hole Dimensions

900H x 900W x 415D

Colours

Grey or Beech/Graphite



Eclipse Boardroom & Round Tables



BOARD ROOM TABLES

- 2mm PVC Edging
- Durable melamine
- Stylish looks
- Stain resistant
- Pin & Cam fittings standard
- Available in KD form
- 5 year warranty

ROUND TABLES

- 2mm PVC Edging
- Durable melamine
- Stylish looks
- Stain resistant
- Pin & Cam fittings standard
- Available in KD form
- 5 year warranty

Board Room Table Dimensions

725H x 1200W x 2400L

Round Table Dimensions

730H x 1200 Diameter

Colours

Grey or Beech/Graphite

SCAN TO DOWNLOAD BROCHURE



Bookcases & Pigeon Holes



Boardroom & Round Tables

AUS FILE[®]
Making Life Easier

Eclipse[®]
Built Tough to Last




Pinboards, Notice Boards & White Boards



WHITE BOARDS

- Porcelain or Commercial Quality are available
- Constructed of a super durable coated steel
- Surface accepts magnets
- Aluminium frame with rounded plastic corners
- Plastic clip on pen tray
- Life time or 10 year warranty



NOTICE BOARDS

- Suitable for indoor or protected outdoor settings
- Aluminium frame toughened glass doors
- Choice of Natural Cork, Frontrunner fabric or whiteboard backing
- Lockable
- High quality sliding system




PINBOARDS

- Choice of 100% natural cork surfaced, wooden trimmed pinboards
- High cork content makes it extremely durable and resilient
- Frontrunner fabric pin board surface, available in a great range of colours
- Easy to clean and environmentally friendly
- All are custom manufactured to size



Partitions & Pinnable Partitions



PARTITIONS

- 75mm thick softwood construction
- Made to order, to suit your requirement
- Available in Kevmor or Frontrunner fabric surface
- Maximum privacy in the workplace
- Manufactured for great durability
- Made in WA

Accessories

- Kickplates - optional extra
- Joining Clips - Straight
- Joining Clips - Cross
- Feet - Black only

Colours

Wide range of colours available

STEEL



CHAIRS

MELAMINE



Authorised Dealer:

AUS FILE[®]

Making Life Easier

Eclipse[®]

Built Tough to Last

DISCLAIMER: AusFile® & Eclipse reserves the right to change specifications and delete products without prior notice. Warranty does not cover misuse, abuse or ignorant use of the product. Warranties are based on standard 8 hour day usage only.



This brochure is printed 100% carbon neutral. We have reduced our carbon footprint by partnering with Worldwide Online Printing, Western Australia's only NO CARBON printing company.