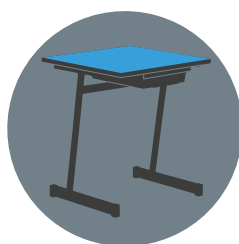

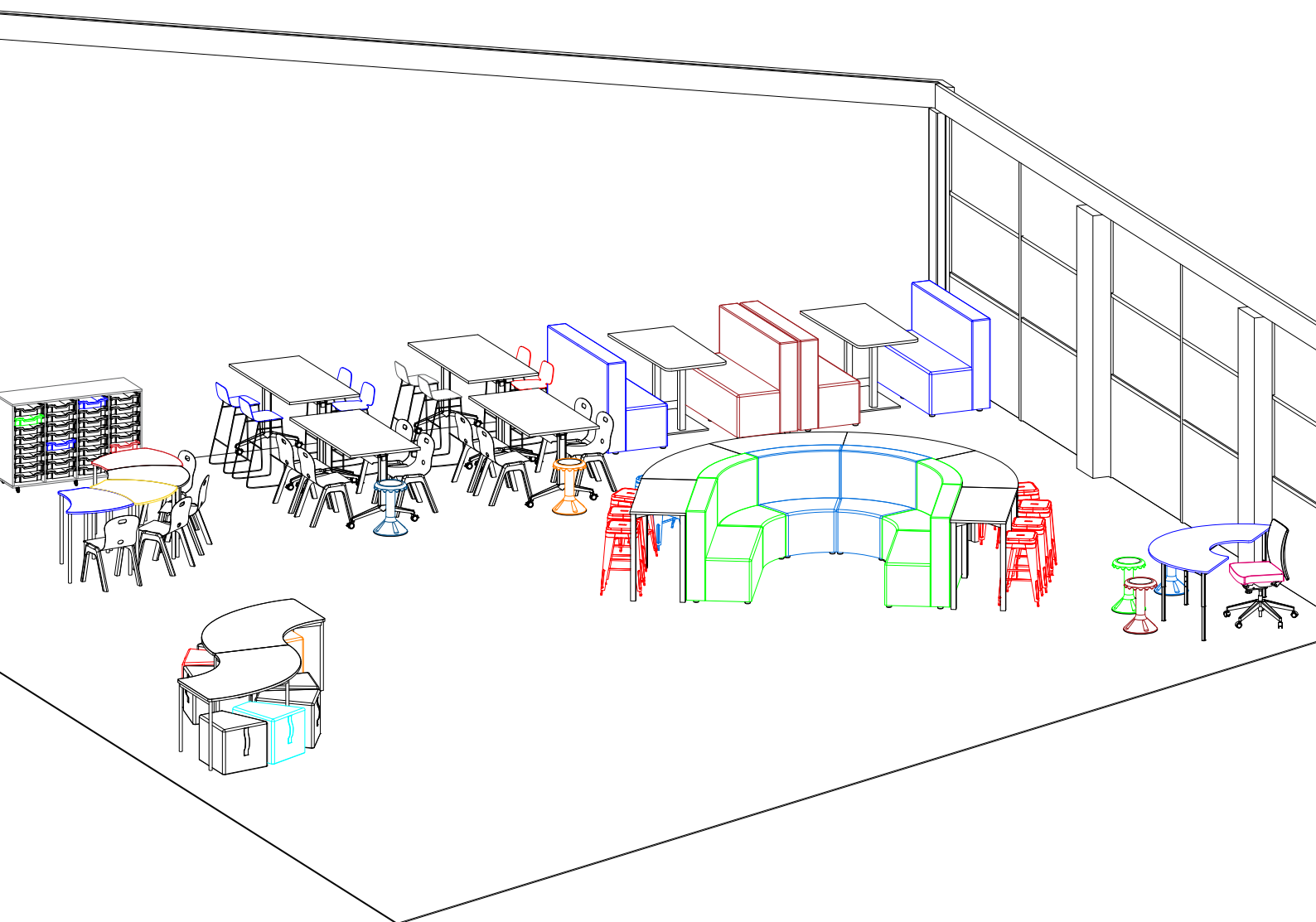


ECLIPSE® OPTIMUM RANGE





OPTIMUM EDUCATION CHAIR

The new Eclipse® Optimum Education chair is designed and engineered to reduce the effects of postural problems. Combining thoracic and lumbar support with flexibility, Optimum allows students to sit comfortably in ergonomically correct positions:

- Flexible back, adjusts to the upright task position for desk work and the relaxed position for assembly or lecture.
- Ribbed back enhances mid to upper-back (thoracic) support to relieve stress and strain, and allows students to change positions with comfort
- Generous seat surface combined with a waterfall front edge provides support for the students' legs to relieve strain and promote proper circulation
- Available in 2 heights 400mm / 460mm



Nesting Scallops
on both sides of shell provide extra handgrips to move & lift chairs onto work surfaces

Passive Ergonomic Design
provides flexibility for added comfort and features structural ribs for support & stability

Strong Steel Brackets
for superior strength

Sturdy Steel Tube
26mm Ø steel tube provides superior strength without excess weight. Stocked in Silver, other finishes available on request

Easy to Hold Handle
provides a comfortable grip to easily rearrange the classroom, stack or lift

Polypropylene Shell



Single Tube Frame Design
allows chairs to easily rest on work surfaces without tipping and stack up to 4 high

High Impact Heel Glides
provide excellent stability and prevent shell from touching vertical surfaces



STUDENT DESKS



OPTIMUM Education Desks

- Available in three operational design - Tech Adjust - Gas Adjust - Electric Adjust.
- Desk widths- 700, 1200.
- Depth- 500 Deep
- Height Adjustable
- Grey / White powdercoated Steel frames
- Choice of top colours - Oak or Grey
- Trays and tray rails optional on different models



Electric Adjust

H	660 ~ 1130	
W	700	Other Special Width and
D	500	Depth Available on Request



Tech Adjust*

H	670	700	730	760	790
W	700	1200			
D	500				

*Tech Adjust is 2 allen key bolts per leg, setting table at desire height



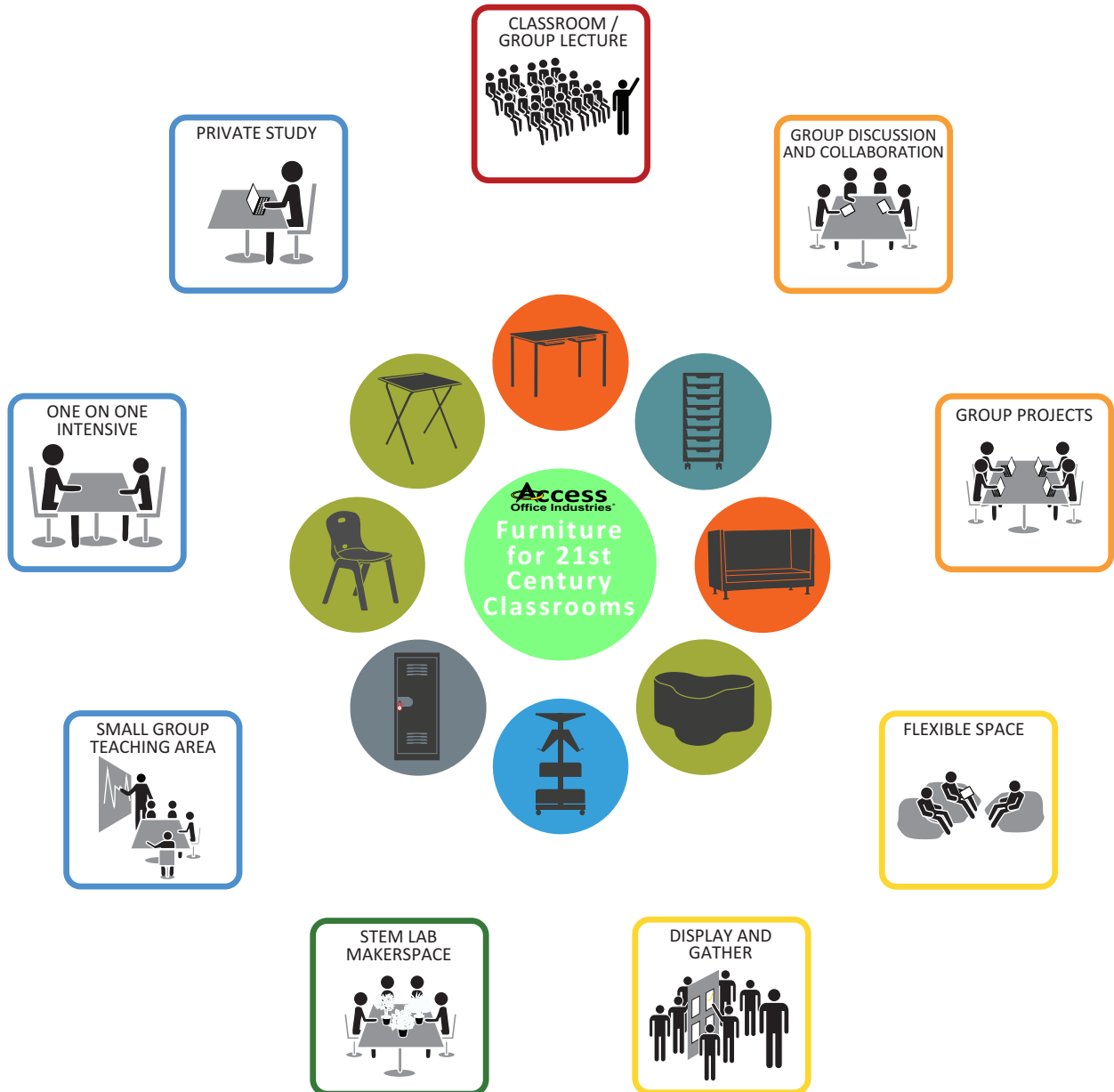
Gas Adjust

H	705 ~ 1105	
W	700	Other Special Width and
D	500	Depth Available on Request




Access Office Industries®


2023



www.  www.accessoffice.com.au

 sales@accessoffice.com.au

 (08) 9493 3776



Scan to visit website

Access, AUS FILE & Eclipse® are wholly owned trademarks of the Global group of companies

Global (WA) Pty Ltd t/a Access Office Industries® ACN: 057 004 538

Access Office Industries® | 10 Liddelow Street | Kenwick, WA, 6107, Australia