




*Built Tough to Last*

Library Furniture For the Modern Library

Soft Furnishings

# Modular seating



ESFH56

ESFH57



ESFH55

ESFH58



ESFH is a modular system of narrow and wide ribbons of upholstered seating which undulate to form seats and armrests creating large central or terminal curved lines. Our modular seating enhances any library environments' quality with its particular play of shapes: the basic configuration creates results.

Never seen before, the alternation of curves and horizontal planes offers a marked visual impact. The broadness and versatility of the collection allows limitless configurations.

The collection includes single and modular elements:

- benches, sofas and tables (Eclipse ESFH57 tables) that forms islands,
- linear, angular benches, curved compositions and is aimed particularly to contract environments such as libraries.

The large plan is suspended between floor armrests or on brushed stainless steel legs, powder coated or satin chromed steel legs. The internal frame is constructed of steel and upholstery of different densities of non-deformable polyurethane foam, with a lining of polyester padding.

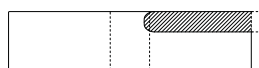
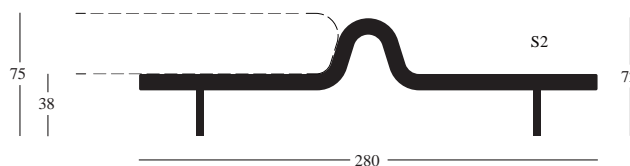
## 57a



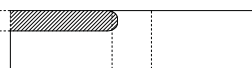
**Bench with central armrest**, with or without backrest.



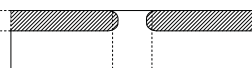
*Not suitable for backrest*



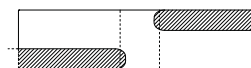
*Backrest on upper right side*



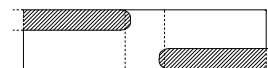
*Backrest on upper left side*



*Backrest on both upper sides*

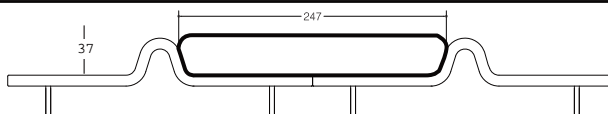


*Backrest on upper right side and lower left side*



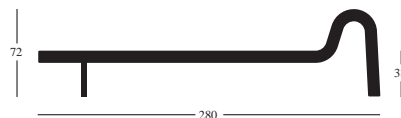
*Backrest on upper left side and lower right side*

**Backrest for ESFH57a**



## 55a

**Bench with side armrest.**



## 56a

**Rectangular bench.** Bench or joining element, to be used alone or in a modular composition.



68




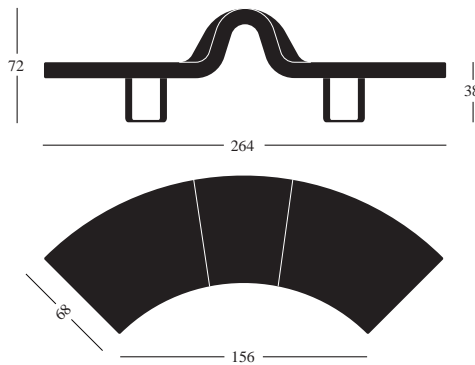
# 56b



## Curved bench 90° R.110 with central arm.

Self-supporting module (4 legs).

Non self-supporting module, to use only in a modular composition (2 legs).

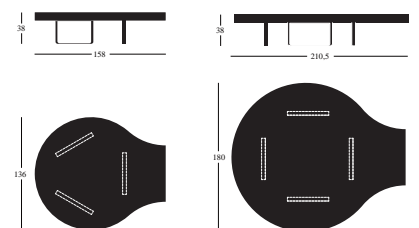


# 56a



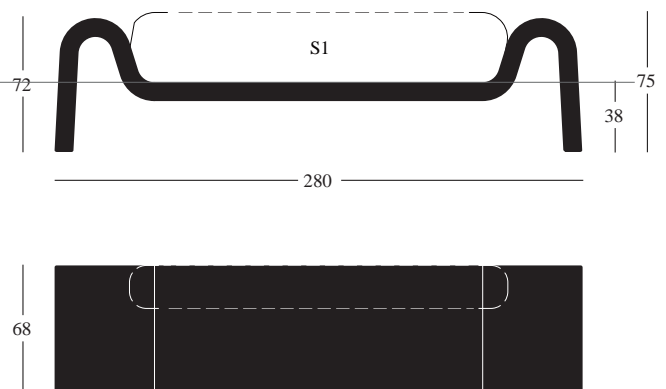
**56a1:** Circular bench Ø 136 cm with 3 legs.

**56a2:** Circular bench Ø 180 cm with 4 legs.

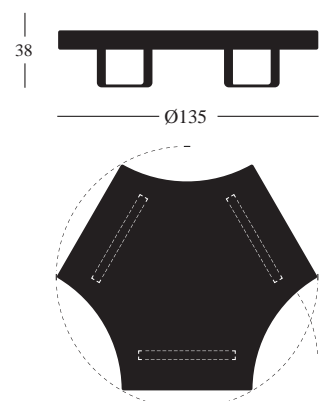


# 57

Sofa bench with or without backrest



# 58

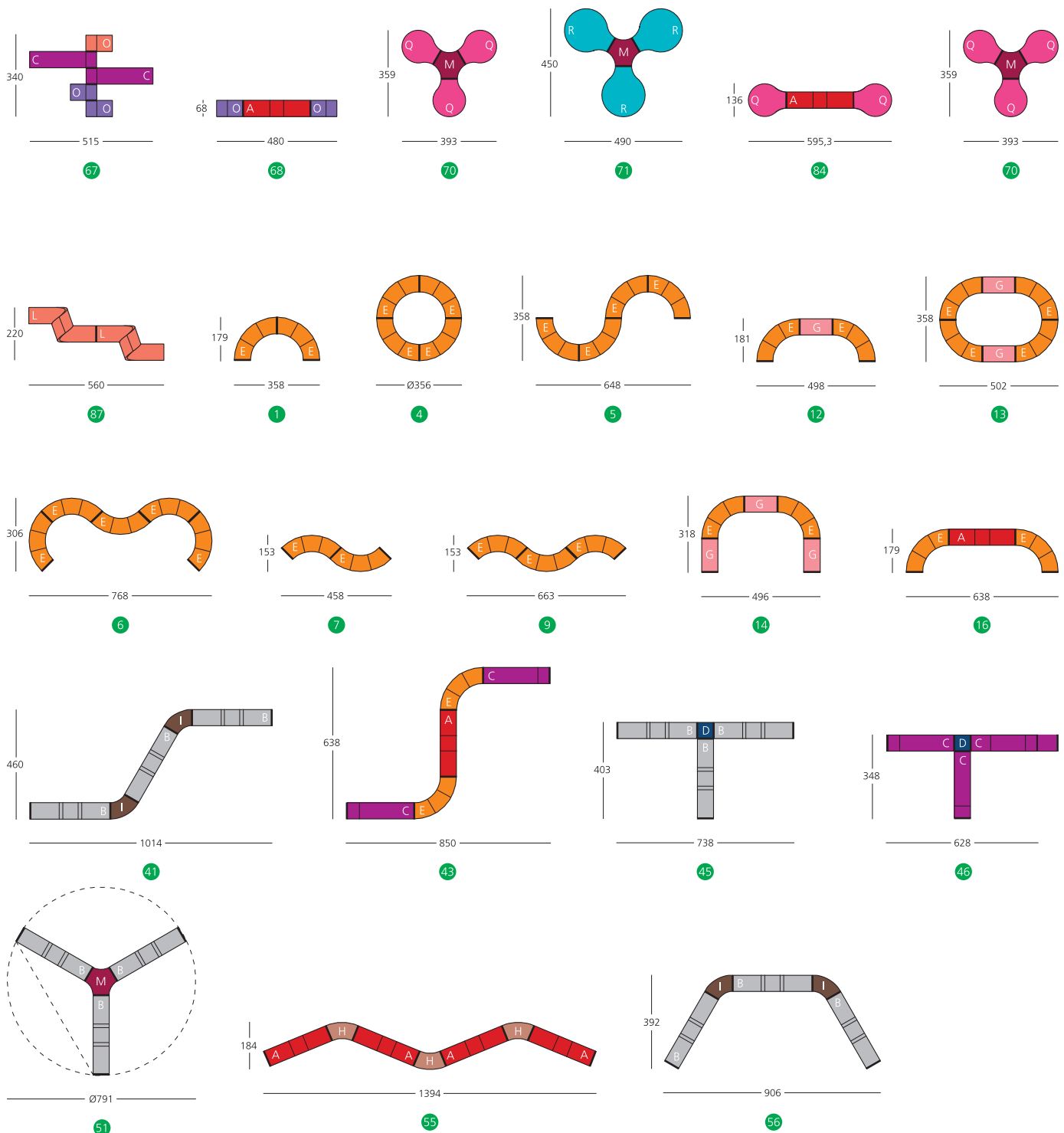


**Hexagonal bench.** Bench or joining element, to be used alone or in a modular configuration.

## ESFH Modules



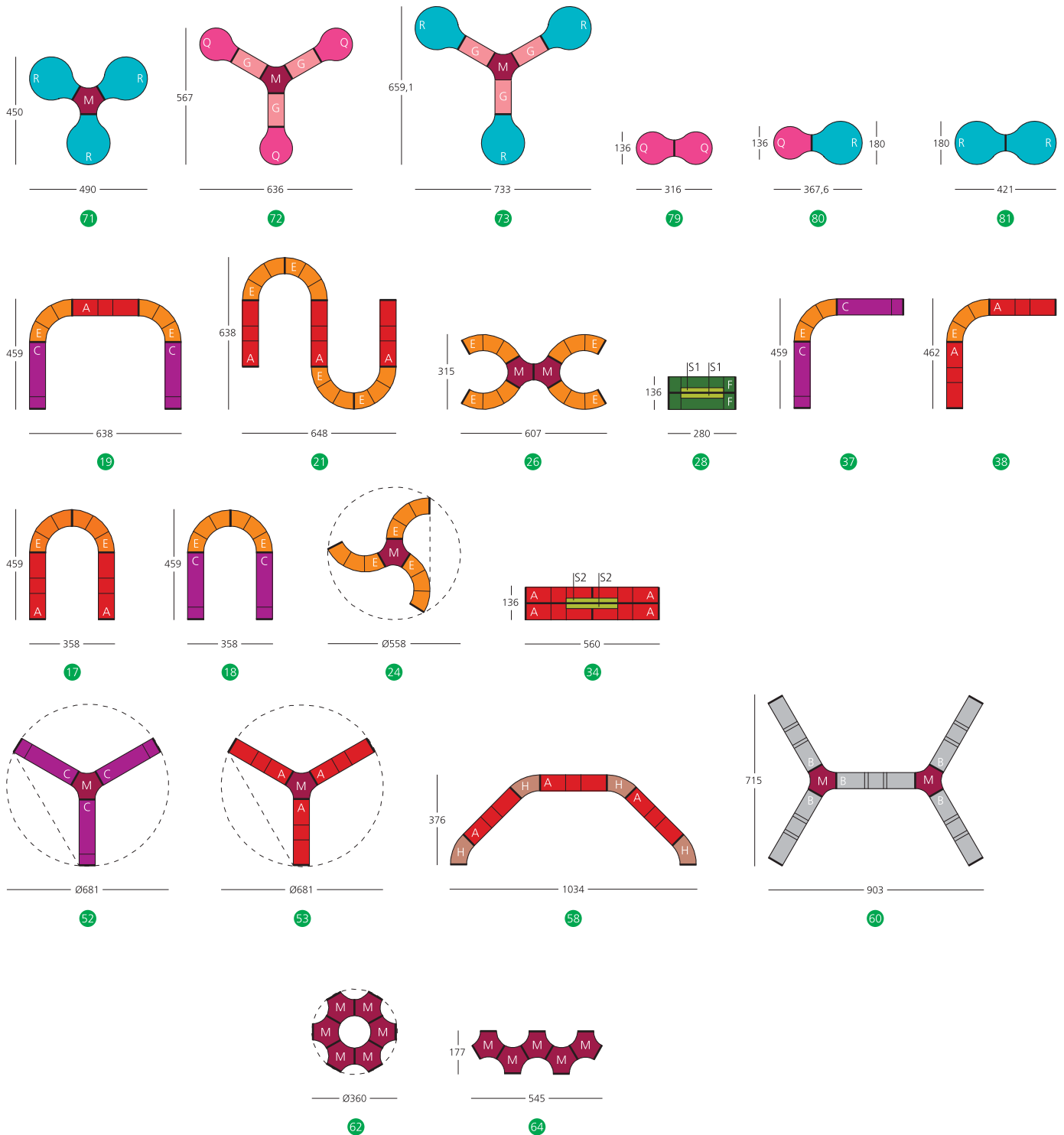
## Configurations



## ESFH Modules



## Configurations







---

## Other great seating options from Eclipse



ESFH34



ESFH61



ESFH54



ESFH52 & 53



ESFH60