

## Accessories available:

- Additional shelves (slotted)
- Divided shelf back and shelf dividers
- Roll out file frame (for suspension files)
- Roll out reference shelf
- Data drawers (for CD/ DVD storage)
- Wire (toast) racks

## Cleaning

Soft cloth and a general purpose cleaner such as spray and wipe.  
Do not use harsh cleaners or solvents

## Warranty information

AUSFILE warrants its Tambour door cupboards to be free from defects in material and workmanship, and agrees that it will either repair or replace defective parts for a period of 5 years from the date of purchase of the cupboard. In the event of a warranty claim, simply contact the dealer that you purchased this unit from.

Our goods come with guarantees that cannot be excluded under the Australian Consumer Law. You are entitled to a replacement or refund for a major failure and for compensation for any other reasonably foreseeable loss or damage. You are also entitled to have the goods repaired or replaced if the goods fail to be of acceptable quality and the failure does not amount to a major failure.

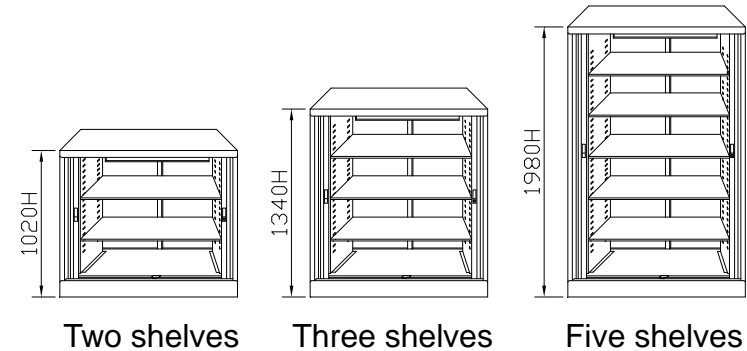
### This warranty does not cover:

- General cleaning and maintenance
  - Outdoor use (this product is not designed to be used outdoors)
  - Any deterioration due to normal wear and tear from everyday usage
  - Any transport or shipping costs
  - Any defect caused from misuse, neglect or improper handling
- The benefits to the consumer given by the warranty are in addition to other rights and remedies of the consumer under a law in relation to the goods or services to which the warranty relates.

### This warranty is given by:

Access Office Industries, 10 Liddelow St Kenwick, Perth WA. 6107  
Email: [sales@accessoffice.com.au](mailto:sales@accessoffice.com.au) Phone: 9493 3776

## **AUSFILE®** Tambour Door Cabinets



AOI-2011  
GECA 28-2010 v2  
Furniture and Fittings

**Available with full  
GECA certification**

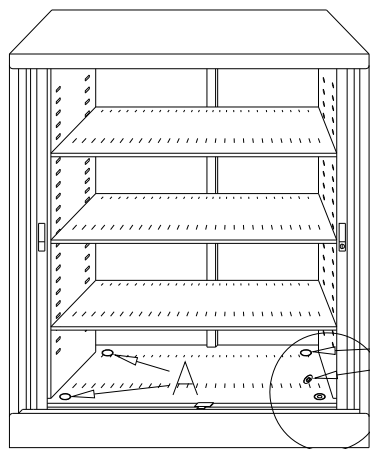


**Tested and certified  
to AS/NZS 4790-2006**

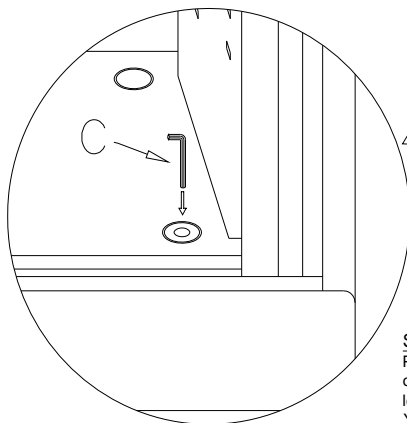


The AUSFILE Research & Development team continually strives to deliver superior Products and therefore product specifications are subject to change at any time without prior notice .

# AUSFILE® Tambour Door Cabinet Levelling Instructions



- A Plastic Caps
- B Opening in base shelf to access adjustable feet
- C Allen Key



Your AUSFILE® Tambour door cupboard is designed to meet the most demanding of commercial environments. Your cupboard is fitted with adjustable feet which can be accessed from inside the unit. These feet allow your cupboard to be levelled where your floor may be uneven, making your cupboard appear to be out of line with your walls or other furniture. We recommend that your cupboard is levelled before loading the shelves. We have provided an Allen Key to assist you in levelling your cupboard.

## STEP 1

Remove the plastic plug (A) in the corner that needs to be raised. (In this example, the front right hand corner)

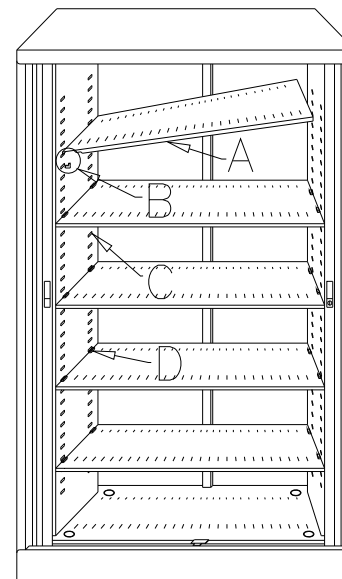
## STEP 2

Put the Allen Key (C) through the hole (B) and engage the top of the adjustable foot (approximately 35mm below the shelf level). Turn the Allen Key clockwise to adjust the foot down. You will see the unit lift.

## STEP 3

Replace the plastic plug (A) and repeat the process for any other corner that requires adjusting

# AUSFILE® Tambour Door Cabinet Installing/Adjusting the shelves



- A Shelf
- B Shelf Clip
- C Shelf clip slots in side panels
- D Plastic shelf retaining clip

## STEP 1

Remove the 4 x plastic shelf retaining clips (D) (1 in each corner on the top side of shelf) if fitted

## STEP 2

Tilt one end of shelf (A) as shown above and lift shelf out of cupboard

## STEP 3

Remove the shelf clips (B) and re-install at the desired height as shown to the right

## STEP 4

Place the shelf (A) over the clips (B) so that the edge of the shelf engages with the clip (B).

## PLEASE NOTE:

The adjustable and base shelves are slotted to accept a shelf dividing kit which comprises of a divided shelf back and 3 dividers (for a 900 wide unit) or 4 dividers (for a 1200 wide unit). These dividers are to accommodate colour coded files and mailla folder storage. These divider kits are available as an accessory from your Profile distributor.

Your AUSFILE® Tambour door cupboard is fitted with shelves which are adjustable in increments of 25mm. The shelf clips are designed to grip the edge of shelves and provide a positive lock to the inner side panels of the cupboard. The diagram below shows how the shelf clips are to be fitted. You may notice that your cupboard has been delivered with the shelves pre-fitted with 4 white plastic retaining clips holding each shelf in place, these are to prevent your shelves from becoming dislodged during the delivery process and can be discarded if desired.

