

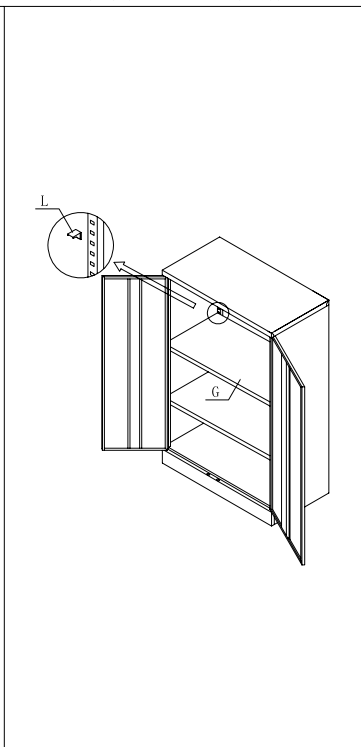
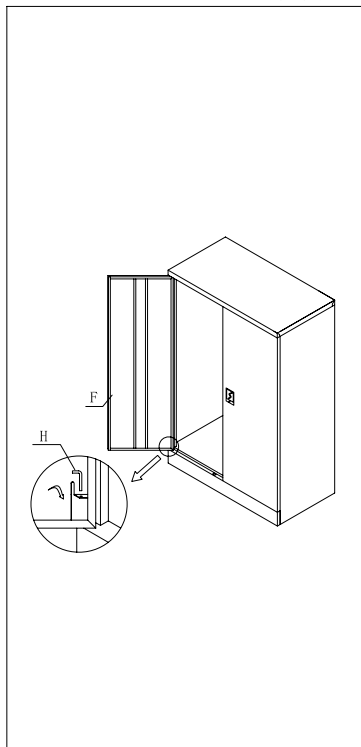
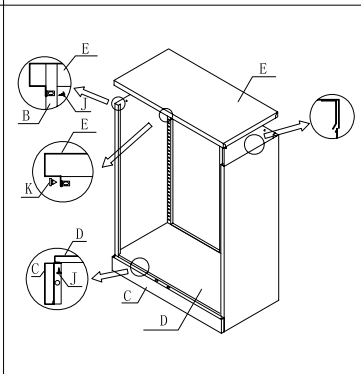
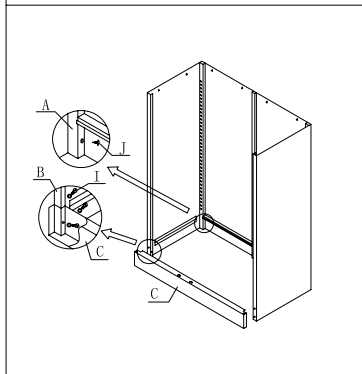
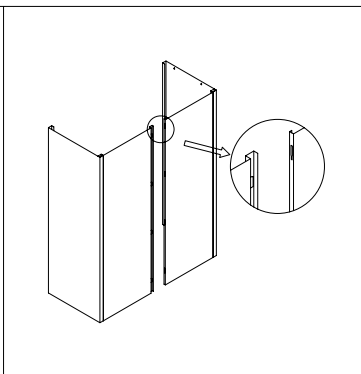
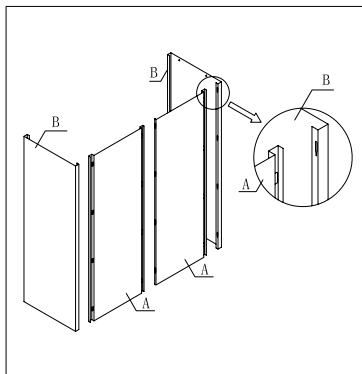
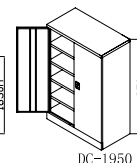
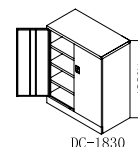
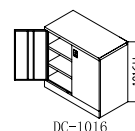
assembly instructions

STATIONERY CUPBOARD

Making Life Easier

A back panel left/right 1 pcs each
B side panel left/right 1 pcs each
C lower beam 1 pcs
D bottom panel 1 pcs
E top panel 1 pcs
F Door left/right 1 pcs each

G Quantity of shelves needed depends on the layers
H swirling shaft 4pcs
I M6×12 Rounded Screws 6 pcs
J M4×12 Self-tapping Screw 7 pcs
K Anti-striking plastic 2 pcs
L Shelf clip 4 pcs/shelf



AUS/FILE®

is a wholly owned trademark of the Global group of companies