



Built Tough to Last



Commercial Furniture for the Modern Library

Library Shelving



- Libraries
- Office
- Education
- Retail



Commercial Furniture

INSPIRING SPACES



www.eclipseoffice.com.au
Ph: (08) 9466 0555 or 1800 509 499
Email: sales@eclipseoffice.com.au



AOR-2011
GECA 28-2010 v2
Furniture and Fittings



ALL PRODUCTS
PRODUCED BY
A WHOLLY
OWNED AND
OPERATED
WESTERN
AUSTRALIAN
COMPANY



Lic: AU11/3889




Commercial Furniture

New Design in Library Shelving

Exciting new steel library shelving.

Now library shelving no longer has to look boring, you can make it a **feature** in your library.



CURVED STEEL SHELVES

Our standard Eclipse Library System with curved steel shelves and melamine top



MILANO RANGE

Our Eclipse shelving system with European style. Featuring polished veneer, melamine or hoop pine uprights with our standard Eclipse steel shelves. Available with FSC & PEFC Certification on timber components and GECA on all steel parts

Our library shelving is certified to:

- Australian Standard AS2273
- GECA standard 28-2010 v2, Furniture and Fittings- Level A.



ALL PRODUCTS PROUDLY SUPPLIED BY A WHOLLY OWNED AND OPERATED WESTERN AUSTRALIAN COMPANY



Lic: AU11/3889

As an environmentally responsible company we are proud of our ISO 14001 certification.

Some examples of our completed projects



ECU, Perth



Margaret River, WA



Caroline Springs, Melbourne

Eclipse Commercial Furniture

Leading the way in furnishing libraries and learning spaces

Serving the furniture needs of Western Australian libraries for over 23 years, at Eclipse Commercial Furniture we understand that creating stimulating and inspiring learning spaces demands innovative concepts and creative solutions. Through inventive space-planning, meticulous attention to customer-specific requirements, and with access to a global network of ideas, products, and experience, Eclipse Commercial Furniture is dedicated to furnishing your environment with innovative furniture that will inspire.

Our philosophy is simple; we believe that QUALITY and DESIGN should be within your reach.

Our mission is; to deliver durable and inspirational furniture to education spaces and public libraries.



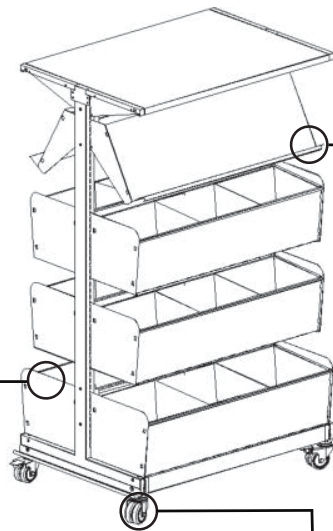
Classic library shelving

A stylish, flexible and practical cantilever shelving system, available as pre-defined starter and add-on units with optional extra components that allow you to customise your system to your individual requirements. Certified to AS2273, the Classic shelving system is one of the strongest library shelving systems in the world.

Accessories



Picture book tubs



Face out display shelves

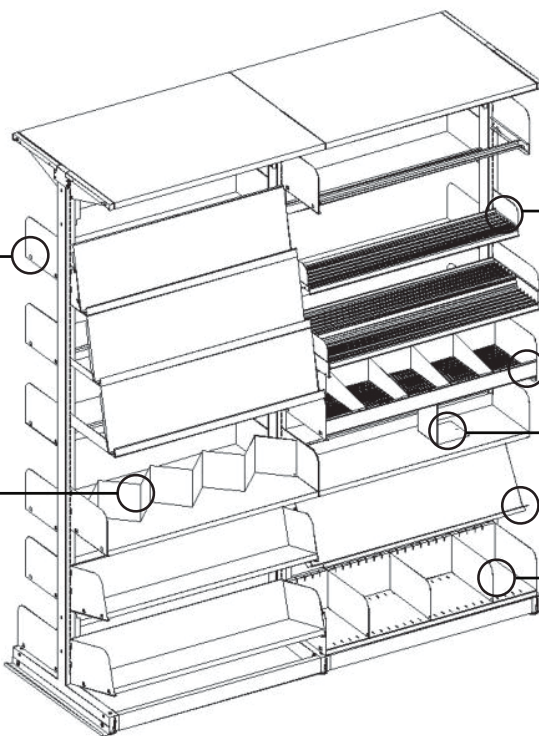
150Kg capacity Twin casters with brake accessible from standing position



Steel shelves 90Kg capacity (Shown with accessory roll out reference shelf)



Zig Zag Displayer



Flick Thru DVD & CD shelves



DVD & CD tub with adjustable dividers

DVD & CD tub with adjustable dividers

30° Sloping Display Shelf

Divided shelves with adjustable dividers

DECCO CHAIR



- Modern styled comfortable Decco chair
- Strong supportive frame and base

AVAILABLE COLOURS:
BLUE, RED & LIME GREEN
ORDER CODE: LESF5



SLATWALL BAYEND PANELS



- High quality 25mm thick melamine panel
- E1 low emission board
- Slats start 250mm from the top to allow space for signage
- Three standard heights are available

ORDER CODES:
1200H - LMPD12S
1500H - LMPD15S
1800H - LMPD18S



NEW! IPAD OPAC



IPad!

New lockable *IPAD OPAC

- Fits to any end panel
- Safe and secure
- Other sizes available
- 30 degree tilt
- IPAD easily removed (with 2 keys) at the end of the day for recharging
- Standard colours are clear and red Acrylic

ORDER CODE: LMOI



*IPAD not included

QUICK PICK BOOK POD



Double Sided
ORDER CODE:
LIBDSPOD

Single Sided
ORDER CODE:
LIBSSPOD

New Quick Pick Pods

- 500W x 1400mmH
- Solid 25mm panels
- Available in Beech or Graphite
- 150mm deep shelves
- A4 signs




ESSENTIALS RANGE

BAYEND PANELS

Why wait, order now from our plain, overlay and Slatwall style Bayend range, while stocks last.

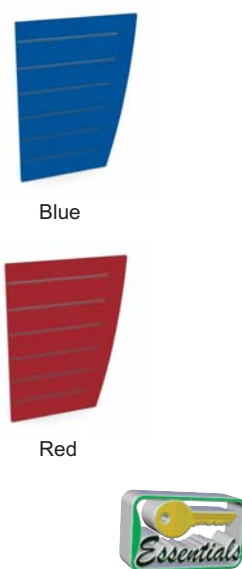
- 25mm thick heavy duty panel.
- E1, low emission board.
- 3 standard heights available:
 - 1200mm
 - 1500mm
 - 1800mm
- To better display your collection, we offer more slats at no extra cost compared to other suppliers.
- Slats start 200mm from the top to allow space for signage.
- Our thicker style panels give you a stronger, more impressive look compared to the Basic 18mm versions on the market.
- Single sided panels (385W) also available

Plain panels available in Graphite, Beech, Off White & Red.



1200H - CODE: LMPD12P
1500H - CODE: LMPD15P
1800H - CODE: LMPD18P

Slatwall Overlay Panels available in Blue or Red



CODE: LMPOP

NEW! Quick Pick Display Stand

New Display Stand

- 660W x 300H clear acrylic shelves
- 1725H x 720W silver frame
- Great for displaying fast moving Books and Magazines



SINGLE SIDED -
CODE: LDQPSS

DOUBLE SIDED
CODE: LDQPDS

OPAC UNITS



- Modern design OPAC unit
- 2 x lockable metal doors
- Can be added to any Bayend panel.

ORDER CODE: LMO

BAYEND AND STANDARD BOOK TROLLEYS



- 2 sizes available
- Shelves can be any combination of flat or sloping
- Heavy duty twin wheel castors

Off White or Grey

Bayend Trolley 650L x 550D x 1030H
Standard Trolley 950L x 550D x 1030H

ORDER CODES:
Bayend Trolley - LIBTR650
Standard Trolley - LIBTR950

ESSENTIALS RANGE

SEATING

Seating solutions to cover all areas of your library, in short, these are "Essential Seating"

LILLY PAD CHAIR



- Great for general areas as well as young adult.
- Strong steel pivot base
- Available colours: Blue, Red & Lime Green
- ORDER CODE LESF1

SHELL CHAIR



- Design appeal for children or young adults areas
- Perfect for story time
- Available colours: Blue, Red & Lime Green
- ORDER CODE LESF4

RETRO READING CHAIR



- Comfortable retro styled reading chair
- Great for casual reading areas
- Available colours: Blue, Red & Lime Green
- Order code LESF9



CLASSIC TUB



- Classic styled reading chair
- Great for casual reading areas
- Available colours: Blue, Red & Lime Green
- Order code LESF6



RUMBA CHAIR



- Broad and contoured for extra comfort
- Durable and economical solution for your general reading areas
- Available colours: Blue, Red & Lime Green
- Order code LESF7



SMART TUB



- Swivel base
- Great for casual reading areas
- Available colours: Blue, Red & Lime Green
- Order code LESF8



OTTOMANS



SQUARE
ORDER CODE: LESF10

- Sturdy steel framed.
- Round - 450ø x 430mm high
- Square - 450mm x 450mm x 430mm high
- Available colours: Blue, Red & Lime Green

ROUND
ORDER CODE: LESF11



ESSENTIALS RANGE

SEATING

Seating solutions to cover all areas of your library, in short, these are "Essential Seating"

TABLET CHAIR



- Great for reading or for use with your tablet or laptop.
- Strong steel frame and base
- Available colours: Blue, Red & Lime Green
- Order code LESF3



PODS



- Practical choice for children's areas
- Contemporary styling for the younger reader
- Available colours: Blue, Red & Lime Green
- Order code LESF2



ARAGON VISITOR CHAIR



ORDER CODE: CHAVF



- Sturdy and stackable
- Great for any area of your library
- Optional arms available
- Australian Standards certified
- Fabric colours: Black or Blue

ARAGON MESH BACK CHAIR



ORDER CODE: CHAVM



- Mesh back for cool comfort
- Durable and economical solution for your general areas
- Optional arms available
- Australian Standards certified
- Fabric colours: Black, Blue & Red

ARAGON ULTRA



ORDER CODE: CHAU



- Heavy duty clerical chair
- Australian Standards certified
- Fabric colours: Black, Blue or Red

CAPRI TYPIST



ORDER CODE: CHCTM



- Medium duty task chair
- Mesh back
- Black only

ESSENTIALS RANGE

TABLES

Eclipse presents a number of styles within our Essentials range. These include traditional looking rectangular and trapezoidal styling, as well as this, our range covers contemporary and multifunctional styles such as the Mocca and Easy Touch flip tables.

MOCCA TABLE



- Design meets functionality
- Robust steel frame with textured ABS finish
- Available in Red and White
- 770mmH x 800mmØ

ORDER CODES:

- Red - LMT800R
- White - LMT800W



EZY-TOUCH FLIP TABLE



- One touch flip top design
- Heavy duty robust styling
- Space saving nesting feature
- Available in 1800 or 1500mmL x 715mmD

Available top colours:

- Graphite
- Red
- Off White
- Grey
- Beech

ORDER CODES:

- 1500 x 715mm - LFTF1500
- 1800 x 715mm - LFTF1800



Contracted CUA FRN 2012 Supplier

STEEL FRAMED TABLES



- 25mm thick grey melamine top with 2mm ABS edging
- Heavy duty 2mm thick steel frame
- Black Powdercoated finish
- 730mm High

Available Sizes

LENGTH	DEPTH	ORDER CODE
1200	600	EMFT12600
1500	750	EMFT15750
1500	900	EMFT15900
1800	750	EMFT18750
1800	900	EMFT18900
2000	1200	EMFT201200
2400	1200	EMFT241200

TRAPEZOID TABLE



- Classic multifunctional Trapezoid shape
- Rounded corners for safety
- Great for children's area
- 25mm grey melamine top with ABS edging
- Heavy duty steel frame
- Colonial Grey Powdercoated finish

Available size 1200L x 600D x 520mmH

ORDER CODE: T8B

SMART BUYS

SMART BUY 1

MOBILE DOUBLE SIDED SHELVING



- 1 x Slatwall Bayend
- 1 x plain Bayend
- 1500H posts
- 2 x 300D flat shelves
- 4 x 250D flat shelves
- 2 x Display shelves
- **NEW!** EZ Roll low profile twin castors
- Off White or Grey shelving
- Standard Slatwall Bayend colours: Red, Beech or Graphite
- Standard plain Bayend colours: Red, Beech or Graphite



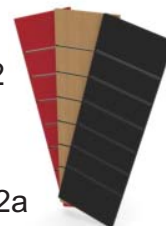
ORDER CODE: SB1

SMART BUY 2

SINGLE SIDED SHELVING



- 1 x Slatwall Bayend
- 1 x plain Bayend
- 1200H posts
- 300D Browser bin
- 250D flat shelf
- Display shelf
- Off White or Grey shelving
- Standard Slatwall Bayend colours: Red, Beech or Graphite
- Standard plain Bayend colours: Red, Beech or Graphite



ORDER CODE: SB2

WHY NOT ORDER AN ADD ON BAY,
ORDER CODE: SB2a

SMART BUY 3

OPAC & BAY END PANEL



Plain Bayend panels available in Red, Beech, Graphite or Off White

- 1 x 715W plain Bayend
- 1 x Red OPAC unit
- Bayend heights: 1200, 1500 or 1800mm
- Choose from our selection of standard Bayend heights & colours

ORDER CODES:
SB3a - 1500H
SB3b - 1800H

SMART BUY 4

OVERLAY BAYEND PANEL



Overlay panels available in Red or Blue

Plain panels available in Graphite, Beech, Off White & Red.

- 1 x 715W plain Bayend
- 1 x slatted overlay panel
- Choose from our selection of standard Bayend heights & colours

ORDER CODES:
SB4a - 1200H
SB4b - 1500H
SB4c - 1800H

SMART BUYS


SMART BUY 5



BAY END PANEL & ACRYLICS



- 1 x 715W Slatwall Bayend
- 1 x 200W x 50D angled Book holder
- 2 x 240W angled shelves
- 1 x 600W x 50mm deep Magazine holder
- Bayend heights: 1200, 1500 or 1800mm
- Standard colours: Red, Beech or Graphite



ORDER CODES:

SB5a - 1200H

SB5b - 1500H

SB5c - 1800H

SMART BUY 6



12 ACRYLIC BOOK HOLDERS



PACK PRICE DISCOUNT AVAILABLE

- 12 x angled acrylic book holders
- 200W x 240H x 50D
- Heavy duty 4mm thick with smooth rounded edges
- Sturdy 1 piece design, no glued pieces to fall off!

12 PACK ORDER
CODE: SB6

SINGLE ITEM ORDER CODE: LIBABH

SMART BUY 7



MOCCA TABLE AND LILLY PAD CHAIRS



- 1 x Mocca table
- 4 x Lilly Pad Chairs
- Table colours: Red or White
- Chair fabric colours: Blue, Red or Lime Green

ORDER CODE: SB7

SMART BUY 8



EZY TOUCH FLIP TABLE & CHAIRS



- 1 x Ezy Touch flip table
- 4 x stackable Aragon Visitor chairs
- One touch flip top table design
- Space saving nesting feature
- Table size 1500mmL x 715mmD

Table top colours:

- Graphite
- Red
- Off White
- Grey
- Beech

ORDER CODE: SB8



Commercial Furniture

Collaborative Learning Desks



Swerve Desk



Moon Desk & Lynx Chair



Moon Desk




Top Colours

- Fully welded steel frames
- Adjustable from 520mm to 780mm High

- 18mm thick tops with 5 colours to choose from:
 - Blaze, Cobalt, Sunburst, Polar or Mandarin


Eclipse® E-Clip Shelving



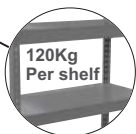
Fully Welded Shelf Corners - Extra Strength



KeyHole Assembly No Nuts and Bolts



Joiner Plates for Multiple Bay Assembly



120Kg Per shelf
High Load Shelf Capacity



Carpet Protectors



Top Hat Reinforced Shelves



Powder Coat Finish



Anti-Rake Safety Device

- Great for store rooms
- Clip together assembly
- Durable powdercoat finish
- Floor protectors on posts
- Strength of steel construction
- 10 Year warranty
- Shelf height guides
- Modular for expansion
- Flat packed for shipping
- No nuts and bolts assembly
- Anti-Rake safety pins
- Reinforced Shelving
- Green Rated (GECA)
- Adjustable height shelving
- Joiner clip to connect multiple bays
- 2000mm High x 400mm D
- Widths: 750, 900 & 1200mm
- Assembly instructions included

ORDER CODES:

750W - ESHELF750

900H - ESHELF900

1200W - ESHELF1200

JOINING CLIP - ESHELC



All prices in this brochure include GST and are ex Perth factory, delivery charges apply.

www.eclipseoffice.com.au

Ph: (08) 9466 0555 or 1800 509 499

Email: sales@eclipseoffice.com.au