

Access Office Industries®

Contracted CUA FRN
2012 Supplier

2014 TERM 3

Education Furniture

WA OWNED AND OPERATED FOR OVER 20 YEARS




ALL PRODUCTS
PROUDLY
SUPPLIED BY
A WHOLLY
OWNED AND
OPERATED
WESTERN
AUSTRALIAN
COMPANY



*Featured
Product*



 is a wholly owned trademark of the Global group of companies



Lic: AU11/3889

 **Eclipse**®
Built Tough to Last

Eclipse[®] EDUCATION DESKS

Built Tough to Last


CODE	DIMENSIONS (mm)
• DET2a	710h x 450 x 600
• DET2b	710h x 600 x 600
• DET3a	520h x 600 x 1200
• DET3b	575h x 600 x 1200
• DET3c	620h x 600 x 1200
• DET3d	680h x 600 x 1200
• DET3e	710h x 600 x 1200
• T8b	500h x 520 x 1200/600
• T8b1	620h x 520 x 1200/600
• T8c	710h x 520 x 1200/600
• DT7(tray)	63h x 280 x 384

all sizes in mm & subject to change without notice


- Education department standard
- Sturdy frame
- Variety of sizes suiting all needs
- DET3 has metal runners for storage trays
- 32mm x 32mm leg
- 25mm x 25mm rails for great support
- Wear resistant nylon feet



Scan to download electronic brochure



Grey



Colonial Grey (frame)



Storage trays sold separately
See next page



Eclipse[®] LYNX CHAIR


Built Tough to Last



CODE	SEAT DIMENSIONS (mm)	OVERALL DIMENSIONS (mm)
• CHLYNX300	• 300h x 295w x 300d	• 550h x 350w x 390d
• CHLYNX335	• 335h x 350w x 350d	• 660h x 420w x 450d
• CHLYNX350	• 350h x 350w x 350d	• 675h x 420w x 465d
• CHLYNX370	• 370h x 350w x 350d	• 690h x 420w x 480d
• CHLYNX405	• 405h x 400w x 420d	• 770h x 450w x 530d
• CHLYNX455	• 455h x 400w x 420d	• 810h x 450w x 560d

all sizes in mm & subject to change without notice

- Sleek seating contour
- Optional connectors
- Stackable
- Heavy duty use support ribs
- Mono bloc shell
- Wide seat and back for extra support
- Folding tablet arm available
- 100% Virgin Grade Polypropylene



Slate



AOI-2011
GECA 28-2010 v2
Furniture and Fittings

Scan to download electronic brochure

<http://www.accessoffice.com.au/PDFs/BrochLynx.pdf>






DIMENSIONS (mm)
1800h x 300w or 375w x 450d

all sizes in mm & subject to change without notice

Lockers are available in 1, 2, 3, 4 or doors and in multiple banks
For further information download the brochure or contact sales

Lockers



SPECIFICATIONS


CODE:

DETFBC

DIMENSIONS (mm):

1255H x 895W x 190D

Folding Bookcase



Removable Dividers

SPECIFICATIONS

CODE:

DETM

DIMENSIONS (mm):

730H x 1200L x 600W



Material Trolley



SPECIFICATIONS

CODE:

DET6 - Trolley (Without Trays)
DET8 - Tray (Each)

DIMENSIONS (mm):

1050L x 450D x 860H



Tote Trolley