

# Access Office Industries®

Contracted CUA FRN  
2012 Supplier


# 2014 TERM 1

## Education Furniture

WA OWNED AND OPERATED FOR OVER 20 YEARS




ALL PRODUCTS  
PROUDLY  
SUPPLIED BY  
A WHOLLY  
OWNED AND  
OPERATED  
WESTERN  
AUSTRALIAN  
COMPANY



*Featured  
Product*



 is a wholly owned trademark of the Global group of companies



Lic: AU11/3889

 **Eclipse**®  
*Built Tough to Last*

# Eclipse<sup>®</sup> EDUCATION DESKS

*Built Tough to Last*


CODE	DIMENSIONS (mm)
• DET2a	710h x 450 x 600
• DET2b	710h x 600 x 600
• DET3a	520h x 600 x 1200
• DET3b	575h x 600 x 1200
• DET3c	620h x 600 x 1200
• DET3d	680h x 600 x 1200
• DET3e	710h x 600 x 1200
• T8b	500h x 520 x 1200/600
• T8b1	620h x 520 x 1200/600
• T8c	710h x 520 x 1200/600
• DT7(tray)	63h x 280 x 384

all sizes in mm & subject to change without notice


- Education department standard
- Sturdy frame
- Variety of sizes suiting all needs
- DET3 has metal runners for storage trays
- 32mm x 32mm leg
- 25mm x 25mm rails for great support
- Wear resistant nylon feet



Scan to download electronic brochure  
<http://www.accessoffice.com.au/PDFs/BrochEducationDesks.pdf>



Grey



Colonial Grey (frame)



Storage trays sold separately  
See next page



# Eclipse<sup>®</sup> LYNX CHAIR


*Built Tough to Last*



CODE	SEAT DIMENSIONS (mm)	OVERALL DIMENSIONS (mm)
• CHLYNX300	• 300h x 295w x 300d	• 550h x 350w x 390d
• CHLYNX335	• 335h x 350w x 350d	• 660h x 420w x 450d
• CHLYNX350	• 350h x 350w x 350d	• 675h x 420w x 465d
• CHLYNX370	• 370h x 350w x 350d	• 690h x 420w x 480d
• CHLYNX405	• 405h x 400w x 420d	• 770h x 450w x 530d
• CHLYNX455	• 455h x 400w x 420d	• 810h x 450w x 560d

all sizes in mm & subject to change without notice

- Sleek seating contour
- Optional connectors
- Stackable
- Heavy duty use support ribs
- Mono bloc shell
- Wide seat and back for extra support
- Folding tablet arm available
- 100% Virgin Grade Polypropylene



Slate



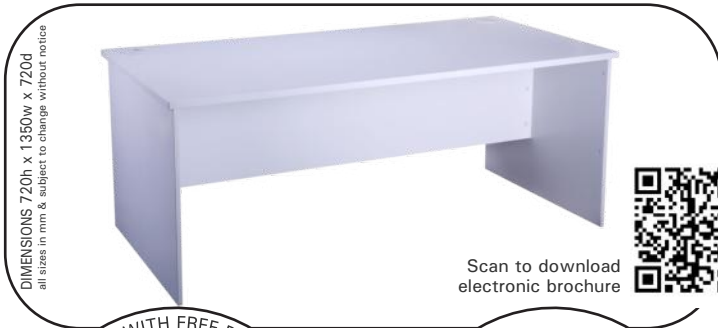
Scan to download electronic brochure  
<http://www.accessoffice.com.au/PDFs/BrochLynx.pdf>



# Eclipse<sup>®</sup> EDUCATION RANGE

*Built Tough to Last*

## Eclipse<sup>®</sup> TEACHERS DESKS



DIMENSIONS 720h x 1350w x 720d  
all sizes in mm & subject to change without notice



Scan to download  
electronic brochure



COMES WITH FREE PEN TRAY

**D5**

Senior High School Desk & Lockable Drawer



**D6**

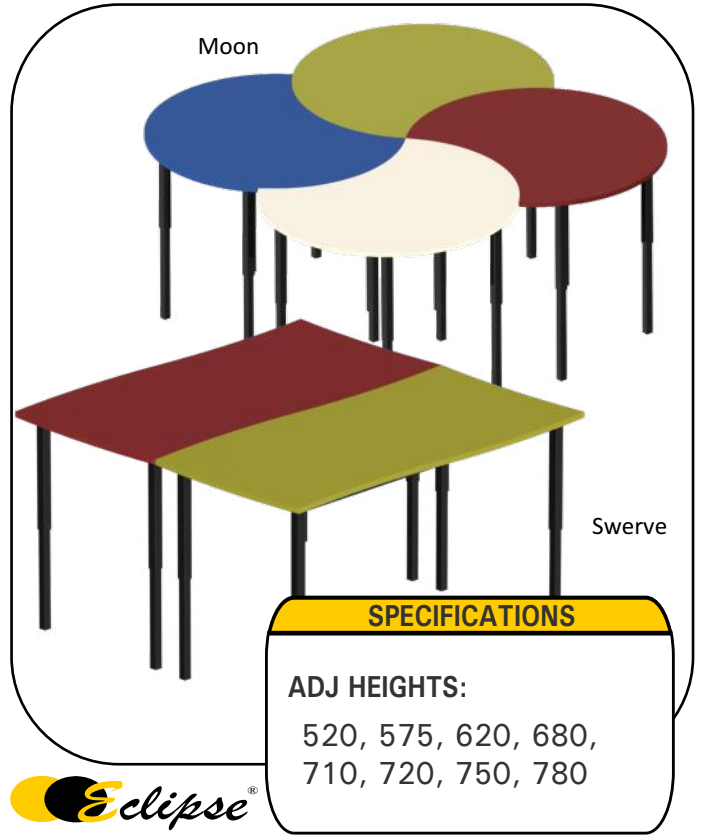
Primary School Desk & Lockable Drawers

## Eclipse<sup>®</sup> MOULDED ABS TRAY

Suitable for all DET3 School Desks



DIMENSIONS 63h x 280 x 384  
all sizes in mm & subject to change without notice



Moon

Swerve

### SPECIFICATIONS

ADJ HEIGHTS:

520, 575, 620, 680,  
710, 720, 750, 780



## Swerve and Moon School Desk

scan to download  
Swerve and Moon brochure



**CH13**  
Aragon Visitor

**CH17**  
Café Chair

**CH4**  
Aragon Ultra Chair

## Chairs

scan to visit Chairs page

<http://www.accessories.com.au/Eclipse/Chairs>



### SPECIFICATIONS

CODE:

DET6 - Trolley (Without Trays)  
DET8 - Tray (Each)

DIMENSIONS (mm):

1050L x 450D x 860H



## Tote Trolley