



Access
Office Industries®

**Library, Education &
Commercial Furniture**

**Metal Frame
Desks and Tables**


www.accessoffice.com.au
Phone: (61) 08 9493 3776
Fax: (61) 08 9459 0055
Email: sales@accessoffice.com.au

Find us on:
facebook.com/AccessOfficeInd
twitter.com/Access_Office



ELEGANCE RANGE

DISCLAIMER: Access Office Industries® reserves the right to change specifications and delete products without prior notice. Warranty does not cover misuse, abuse or ignorant use of the product. Warranties are based on standard 8 hour day usage only.

 Eclipse® is a wholly owned trademark of the Global group of companies

 Eclipse®
Built Tough to Last



ALL PRODUCTS
PROUDLY
SUPPLIED BY
A WHOLLY
OWNED AND
OPERATED
WESTERN
AUSTRALIAN
COMPANY



CONTENTS

Executive desk series **P03**

Staff table series **P07**

Meeting table series **P17**

Accessories **P23**



ELEGANCE RANGE

These 2 leg designs could be used for all tables in the catalogue however the Eclipse® Elegance design is stocked and recommended



**Made to Order Design
White Leg White Beam**



**Elegance Quickship Design
Chrome Leg White Beams**



ECL199-02-2

Specifications (W x D x H)		Weight KG	CBM m³	Material	Surface Finishing
Frame Size	Top Size				
1780 x 1780 x 725	1800 x 1800 x 25	11.25	0.14	Aluminium	Powder Coat

*all sizes in mm (If not otherwise stated) & subject to change without notice



BMD18900

Specifications (W x D x H)		Weight KG	CBM m³	Material	Surface Finishing
Frame Size	Top Size				
1780 x 880 x 725	1800 x 900 x 25	9	0.1124	Aluminium	Powder Coat

*all sizes in mm (If not otherwise stated) & subject to change without notice





ECL199-05-2

Specifications (W x D x H)		Weight KG	CBM m³	Material	Surface Finishing
Frame Size	Top Size				
1480 x 1380 x 725	1500 x 1400 x 25	13	0.051	Aluminium	Electroplate

*all sizes in mm (If not otherwise stated) & subject to change without notice



ELEGANCE RANGE

The Eclipse® Elegance range has been painstakingly designed by craftsmen with years of experience in the fitout industry. Drawing on this experience has produced a truly stunning and flexible range of desking that not only deserves the name Elegance but truly lives up to it.



ELEGANCE RANGE

Boardroom tables and desking can tell a lot about a company Why not let your clients know you are a successful classy company by installing these stylish Eclipse® Elegance Boardroom and Executive desk tables Modern Professional looking furniture that has a common theme and versatility. You wont be stuck for space and or Elegance when you have the Eclipse® Elegance range as your basis for a fitout. Even stand alone this furniture says successful. The ability to have unlimited configurations will have you seeing the Elegance in no time at all. Made from super sturdy yet light Aluminum and beautifully coated with a durable electroplate Chrome finish or Powder coated and featuring "EO" Quality Melamine Coated tops that have a high quality 2mm ABS Edging . This surely is the Rolls Royce of desking.

ECL198-02

Specifications (W x D x H)		Weight KG	CBM m³	Material	Surface Finishing
Frame Size	Top Size				
1480 x 680 x 725	1500 x 700 x 25	8.5	0.047	Aluminium	Powder Coat

*all sizes in mm (If not otherwise stated) & subject to change without notice





ECL198-04-02

Specifications (W x D x H)		Weight KG	CBM m³	Material	Surface Finishing
Frame Size	Top Size				
4480 x 1380 x 725	4500 x 1400 x 25	22	0.114	Aluminium	Powder Coat

*all sizes in mm (If not otherwise stated) & subject to change without notice



ECL199-05

Specifications (W x D x H)		Weight KG	CBM m³	Material	Surface Finishing
Frame Size	Top Size				
2980 x 680 x 725	3000 x 700 x 25	19.5	0.08	Aluminium	Electroplate

*all sizes in mm (If not otherwise stated) & subject to change without notice



ECL198-06

Specifications (W x D x H)		Weight KG	CBM m³	Material	Surface Finishing
Frame Size	Top Size				
2980 x 1580 x 725	3000 x 1600 x 25	19	0.1	Aluminium	Powder Coat

*all sizes in mm (If not otherwise stated) & subject to change without notice



ECL199-04

Specifications (W x D x H)		Weight KG	CBM m³	Material	Surface Finishing
Frame Size	Top Size				
2980 x 1380 x 725	3000 x 2600 x 25	14.5	0.11	Aluminium	Electroplate

*all sizes in mm (If not otherwise stated) & subject to change without notice



ECL199-07

Specifications (W x D x H)		Weight KG	CBM m³	Material	Surface Finishing
Frame Size	Top Size				
2980 x 2180 x 725	3000 x 2200 x 25	27.5	0.12	Aluminium	Powder Coat

*all sizes in mm (If not otherwise stated) & subject to change without notice



ECL198-07-3

Specifications (W x D x H)		Weight KG	CBM m³	Material	Surface Finishing
Frame Size	Top Size				
2980 x 2980 x 725	3000 x 3000 x 25	26	0.145	Aluminium	Powder Coat

*all sizes in mm (If not otherwise stated) & subject to change without notice



ELEGANCE RANGE

Elegance is not just a word it is also a mindset. When you are sitting at the superbly appointed elegance desk or table you will feel the great pleasure of the design and benefit from the true feel of opulence. Hear at Eclipse® we have been told that people feel proud to be the owner of an Elegance product. Why not join the thousands of people who can not wipe a smile off there face and indulge yourself in some Elegance.

BMD241200

Specifications (W x D x H)		Weight KG	CBM m³	Material	Surface Finishing
Frame Size	Top Size				
1700 x 1080 x 725	2400 x 1200 x 25	13	0.06	Aluminium	Electroplate

*all sizes in mm (If not otherwise stated) & subject to change without notice





BMD1200

Specifications (W x D x H)		Weight KG	CBM m³	Material	Surface Finishing
Frame Size	Top Size				
930 x 725 x 725	1200 x 750 x 25	7.5	0.001	Aluminium	Electroplate

*all sizes in mm (If not otherwise stated) & subject to change without notice



ECL198-08

Specifications (W x D x H)		Weight KG	CBM m³	Material	Surface Finishing
Frame Size	Top Size				
1380 x 1380 x 725	1400 x 1400 x 25	10	0.01	Aluminium	Electroplate

*all sizes in mm (If not otherwise stated) & subject to change without notice



ECL198-04-2

Specifications (W x D x H)		Weight KG	CBM m³	Material	Surface Finishing
Frame Size	Top Size				
4480 x 1480 x 725	4500 x 1500 x 25	22	0.114	Aluminium	Powder Coat

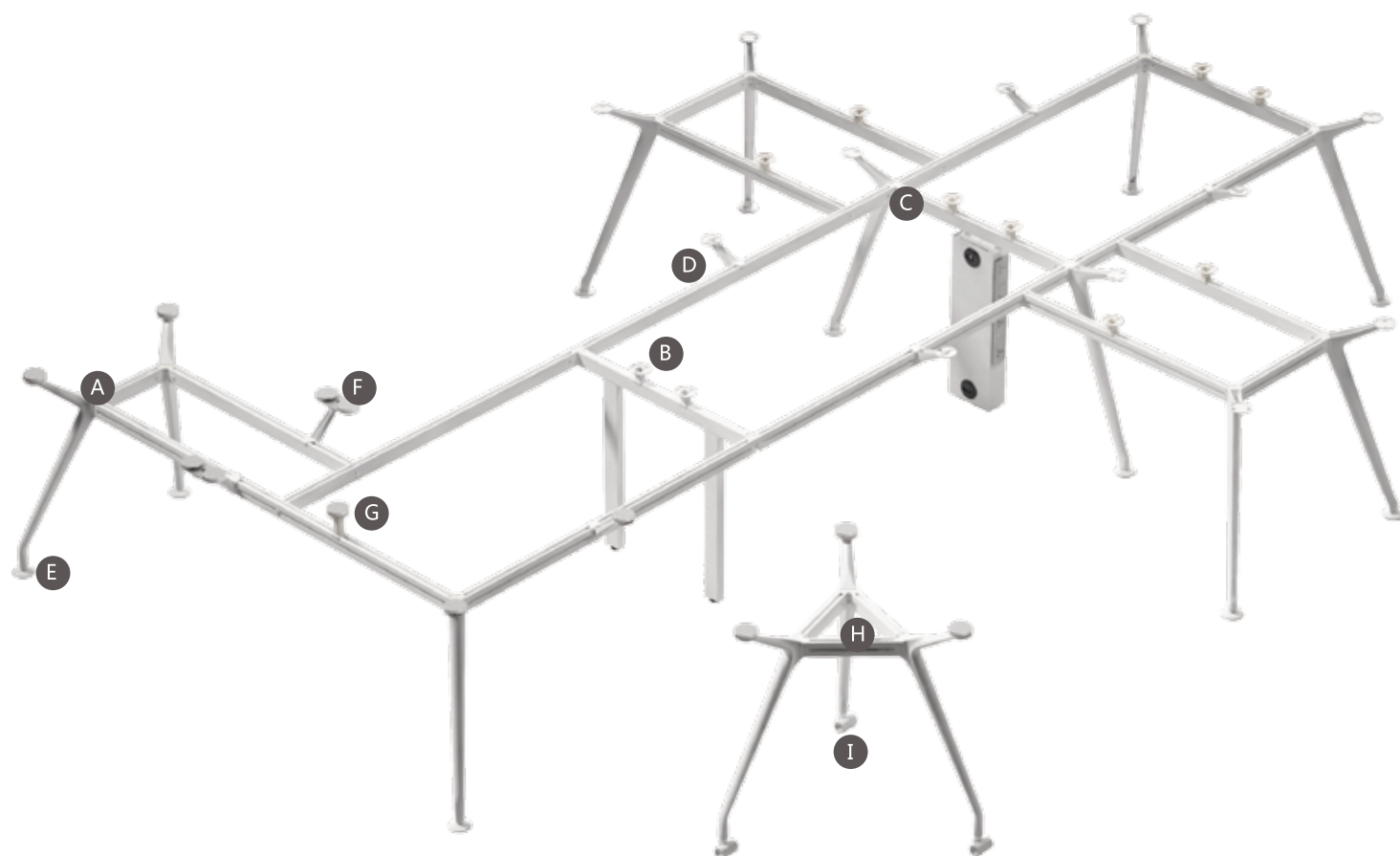
*all sizes in mm (If not otherwise stated) & subject to change without notice



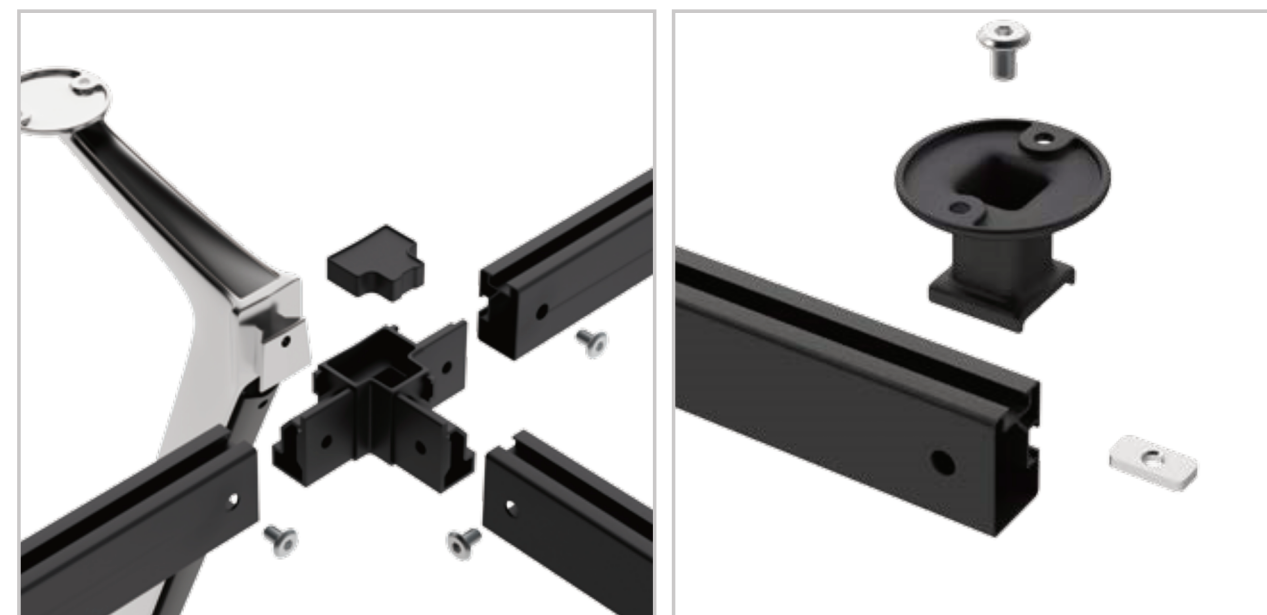
1 Assembly Diagrams

Material
Aluminum

Surface Finishing
Electroplate / Powder Coat



连接接头 Connectors





2 Frame color

White Beam & White
Leg - To Order



Matte Black &
Black - To Order

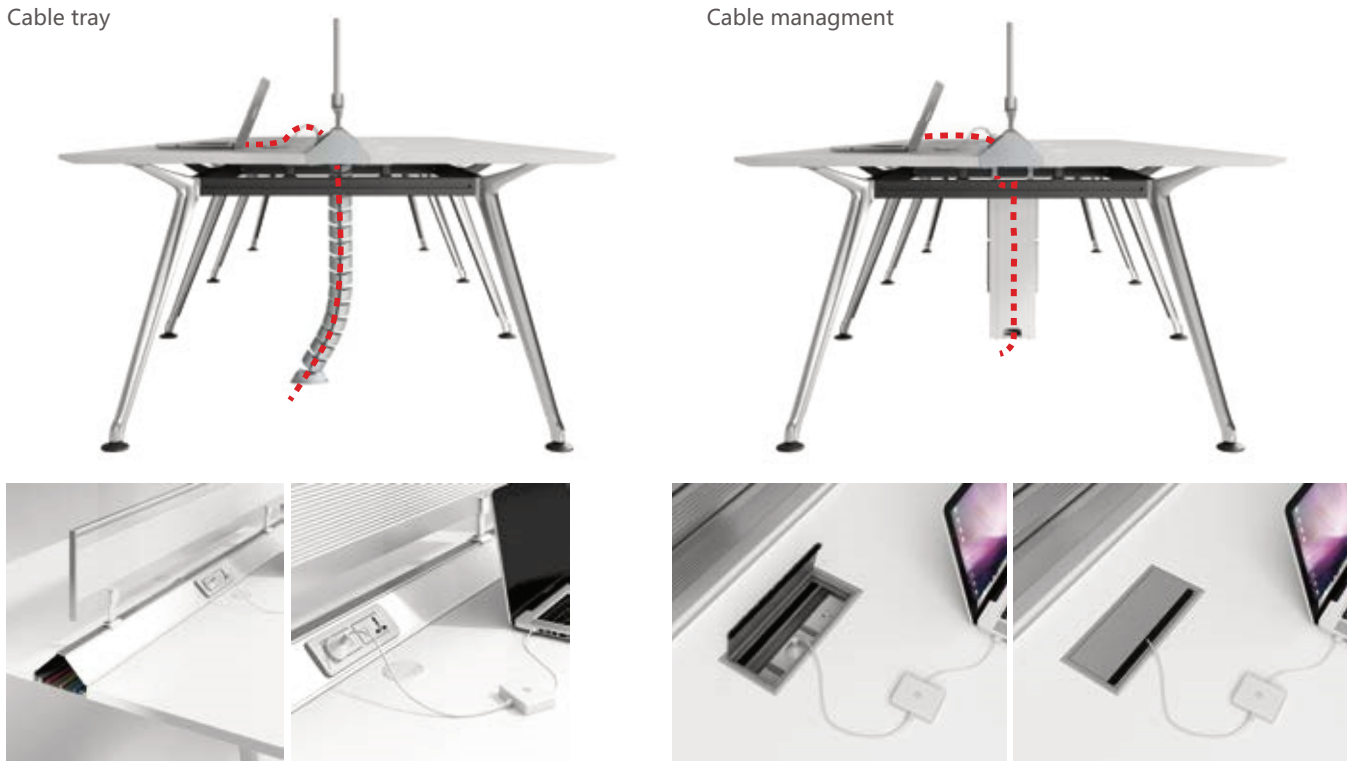


White Beams & Chrome
Legs - Quickship



3

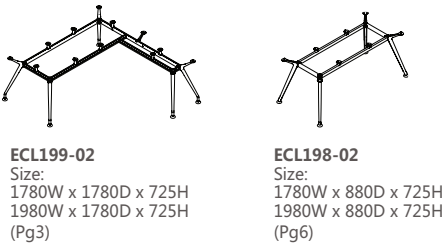
Cabling system



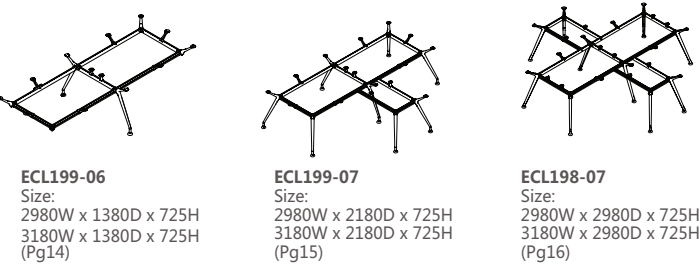
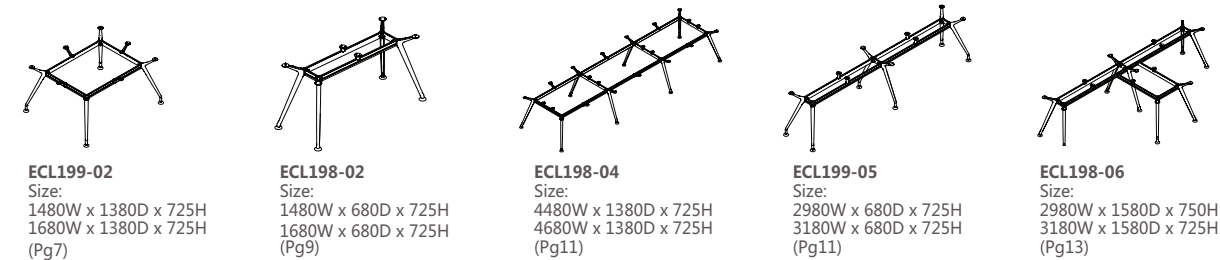
4

Sample Layouts

Executive Table



Work Station



Meeting table

